



---

## Meraki Go - Usage Limits

If you are worried about certain applications bogging down your network speeds, or using all of your bandwidth, Meraki Go offers **Usage limits** to ensure that applications stay within a configurable limit.

### Configuring Speed Limitations

Usage limits allows you to specify two different types of limitations: application category, and for overall network speed (aka “for all devices”). You can access the **Usage Speed** configuration section in two different locations. Directly from the network’s **Usage and Speed settings**, or via the **Usage and Speed** section of the general **Settings** screen in the Meraki Go App.

### Adding a New Rule

From the **Usage limits** screen, you can click the **+** to create a new usage limit rule. If you have accessed the **Usage limits** screen from the general settings, you can choose which network to create the rule for, by clicking the **+** next to the appropriate network name.



Edit

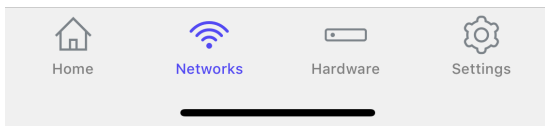
# Usage limits

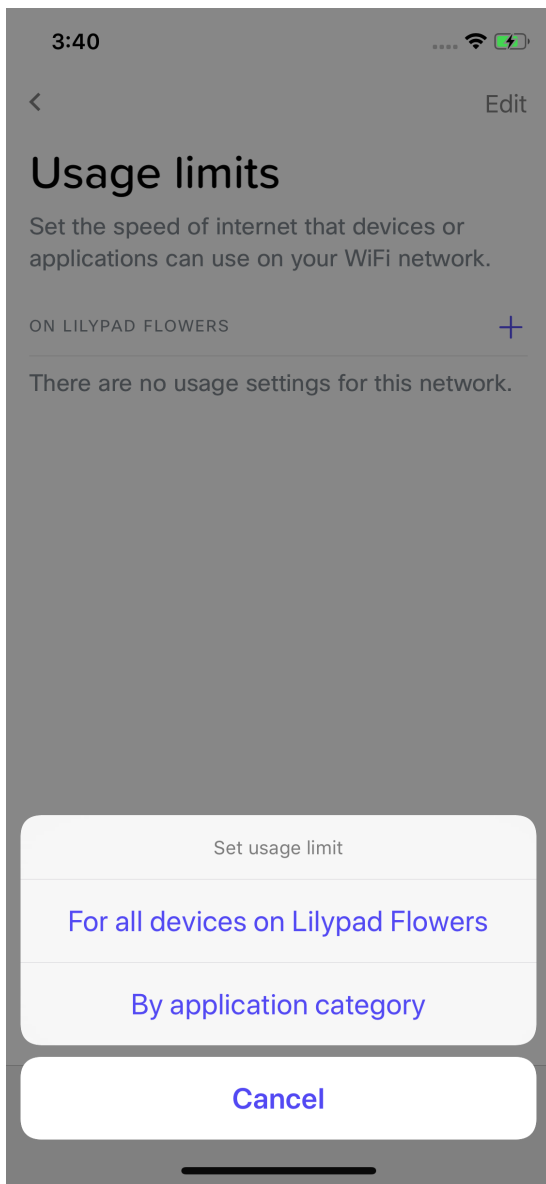
Set the speed of internet that devices or applications can use on your WiFi network.

ON LILYPAD FLOWERS



There are no usage settings for this network.





You can configure 8 Usage limit rules per network

### Deleting an Existing Rule

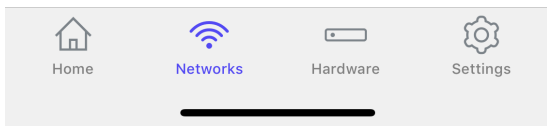
From the **Usage limits** screen, you can select the **Edit** button in the upper-right. You can then select which rules you would like to delete.

Set the speed of internet that devices or applications can use on your WiFi network.

ON LILYPAD FLOWERS +

 Email  
2.5 Mb/s per device

 Per-device bandwidth limit  
20 Mb/s per device



---

## Types of Configurable Rules

### Overall Network Speed (“for all devices”)

Maybe you have a guest network set up, and you want to ensure that it doesn’t use up all of your bandwidth and cause issues for your company network. In situations like these, setting an overall network speed **Usage limit** will ensure that all users on a network will not be able to collectively go over the specified limit.

Cancel

Save

## Set usage limit

Set the internet usage limits for all devices on your WiFi networks

ON LILYPAD FLOWERS



20 Mb/s (4K video)

This setting will apply to all the devices using this WiFi network, including the following:



### Application Category

When limiting by application category, you have a large list of predefined categories such as email, sports, photo sharing, and music. The usage limit will automatically apply to any website that fits within the category selected.

[Cancel](#)

## Select a category

- Email >
- Blogging >
- File sharing >
- News >
- Sports >
- Gaming >
- Online backup >
- Peer-to-peer sharing >
- Social web >
- Photo sharing >
- Software & anti-virus updates >
- Music >
- Video >
- VoIP & video conferencing >



Save

## Set usage limit

Set the internet usage for a specific application on your WiFi networks.

ON LILYPAD FLOWERS

---

File sharing

0.0B in the past week



2.5 Mb/s (Low definition video)



If a overall network speed limit is configured, application category specific limits will not be able to be configured higher than the overall speed.