

HPE Aruba Networking 720 Series Campus Access Points

Fast, secure, and cost-effective Wi-Fi 7 connectivity for high-density campus deployments



Key features

- Wi-Fi 7 (802.11be) brings multilink operation (MLO) for channel aggregation, 4K QAM for higher throughput and lower latency, and the 6 GHz band for more than double the available capacity
- Three 2x2 MIMO radios provide triband coverage across 2.4 GHz, 5 GHz, and 6 GHz to deliver 4.7 Gbps maximum tri-band aggregate data rate
- Flexible integrated IoT radio can be configured for BLE or 802.15.4/Zigbee operation
- Conveniently powered by PoE (IEEE 802.3at)
- Fast 2.5 Gbps Ethernet connectivity
- AI-powered dynamic power save mode helps reduce energy use

Designed to deliver cutting-edge Wi-Fi performance, the HPE Aruba Networking 720 Series Campus Access Points offer enterprises a cost-effective solution that meets the demand for fast, secure, high-performance connectivity. Leveraging the latest Wi-Fi 7 standard, these access points enhance security across both wired and wireless networks, support Internet of Things (IoT) devices, and provide accurate location-aware capabilities. HPE Aruba Networking Central helps drive efficient operations and provides AI-automation and machine learning (ML) insights for fine-tuned wireless connectivity across diverse environments. Like all the HPE Aruba Networking access points, this series is Wi-Fi CERTIFIED and includes a limited lifetime warranty for investment protection.

AI-powered Wi-Fi 7

Managing Wi-Fi 7 access points is easier with HPE Aruba Networking Central, which provides intelligent automation, AI insights, and unified infrastructure management.

The HPE Aruba Networking 720 Series Campus Access Points are supported by HPE Aruba Networking Wireless Operating System OS-10.

More capacity

The HPE Aruba Networking 720 Series Campus Access Points are designed to take advantage of every bit of available spectrum through three dedicated radios, which translates into high speeds, wider channels for multigigabit traffic, and less interference. Supporting up to 160 MHz wide channels, the series delivers up to 4.7 Gbps maximum triband aggregate data rate, using three 2x2 MIMO radios (2.4 GHz, 5 GHz, and 6 GHz).

Table 1. Peak radio performance numbers

Band	Channel bandwidth	Peak data rate
6 GHz, 2x2 MIMO	160 MHz	2.88 Gbps
5 GHz, 2x2 MIMO	80 MHz	1.44 Gbps
2.4 GHz	20 MHz	344 Mbps
Combined total	n/a	4.7 Gbps

Wi-Fi 7 for faster speeds, more capacity

The [Wi-Fi 7](#) standard (802.11be) extends the capabilities of Wi-Fi 6E, including the use of the 6 GHz band. New capabilities include multilink operation (MLO) for channel aggregation across different bands and failover, and 4096 QAM (4K QAM) modulation for higher peak data rates, and spectrum puncturing to avoid interference or incumbent users of the 6 GHz band.

Advantages of 6 GHz

Wi-Fi 7 takes advantage of up to 1200 MHz in the 6 GHz band for higher throughput and improved application performance. HPE Aruba Networking 720 Series Campus Access Points support up to seven 160 MHz channels or fourteen 80 MHz channels, enabling improved support of low-latency, bandwidth-hungry applications such as high-definition video and artificial reality/virtual reality applications. Only Wi-Fi 6E or Wi-Fi 7 capable devices can use the 6 GHz band so there is no interference or slowdowns due to legacy devices.

Device class support

HPE Aruba Networking 720 Series Campus Access Points with integrated antennas are part of the Low Power Indoor (LPI) device class. This fixed indoor-only class uses lower power levels and does not require an Automated Frequency Coordination service (AFC) to manage incumbent outdoor services, which is required for standard class access points.

Global readiness

While the need for more Wi-Fi capacity is recognized across the globe, countries are approaching 6 GHz differently. The HPE Aruba Networking 720 Series Campus Access Points are set up to automatically update regulatory rules once Wi-Fi 7 regulations have been approved and certified.

Extend the benefits of Wi-Fi 6

The HPE Aruba Networking 720 Series Campus Access Points are based on the 802.11be standard, which means that all its efficiency and security enhancements are also available on the 6 GHz band. Wi-Fi 6 features such as Orthogonal Frequency Division Multiple Access (OFDMA), BSS coloring are fully supported on HPE Aruba Networking Wi-Fi 6E and Wi-Fi 7 access points as well.

Advantages of OFDMA

This capability allows HPE Aruba Networking access points to handle multiple 802.11be capable clients on each channel simultaneously, regardless of device or traffic type. Channel utilization is optimized by handling each transaction through smaller subcarriers or resource units (RUs), which means that clients are sharing a channel and not competing for airtime and bandwidth.

Cost-effective, future-proof Wi-Fi 7

Leveraging AI-powered HPE Aruba Networking Central, the HPE Aruba Networking 720 Series Campus Access Points is an integral part of the HPE Aruba Networking Wi-Fi 7 access point portfolio. Built on the same high performance Wi-Fi 7 platform as the HPE Aruba Networking 730 Series Campus Access Points, the HPE Aruba Networking 720 Series Campus Access Points offers a cost-effective solution by omitting high-end features such as 320 MHz channel bandwidth support, dual IoT radios, dual 10 Gbps ports, and MACsec support.

Wi-Fi optimization

Client optimization

The patented AI-powered HPE Aruba Networking Central ClientMatch technology reduces sticky client issues by steering a client to the access point where it receives the best radio signal. It steers traffic from the noisy 2.4 GHz band to the preferred 5 GHz or 6 GHz band depending on client capabilities. Also dynamically steers traffic to load balance access points to improve the user experience.

Automated Wi-Fi radio frequency management

To optimize the user experience and provide greater stability, HPE Aruba Networking AirMatch allows organizations to automate network optimization using machine learning. It provides dynamic bandwidth adjustments to support changing device density, enhanced roaming using an even distribution of Effective Isotropic Radiated Power (EIRP) to radios, and real-time channel assignments to mitigate co-channel interference.



Reduces interference

Unique HPE Aruba Networking Advanced Cellular Coexistence uses built-in filtering to automatically help minimize the impact of interference from cellular networks, distributed antenna systems (DAS), and commercial small cell or femtocell equipment.

Dynamic power save mode

Access points switch into a dynamic power save mode and automatically wake up at a schedule when connectivity demand arises, reducing power demands and saving money in alignment with the organization's sustainability initiatives.

Intelligent power monitoring (IPM)

For better insights into energy consumption, HPE Aruba Networking access points continuously monitor and report hardware energy usage. Unlike other vendors' access points, HPE Aruba Networking access points can also be configured to enable or disable capabilities based on available PoE power—ideal when wired switches have exhausted their power budget. Enterprises can deploy Wi-Fi 7 access points and update switching and power at a later if needed based on their actual usage.

Location-aware services

Indoor location shouldn't require guesswork or costly or complex overlay technologies. HPE Aruba Networking Wi-Fi 6, Wi-Fi 6E, and Wi-Fi 7 access points help organizations leverage their wireless investment to deliver indoor location capabilities everywhere.

As part of HPE Aruba Networking indoor location solutions, they serve as reference points for client devices and other technologies using fine time measurement.

Open Locate, an emerging standard that allows access points to share their location over the air and through cloud-based APIs, enables mobile devices to locate themselves and applications to support network analytics.

The HPE Aruba Networking 720 Series Campus Access Points support FTM 802.11az for sub-1 meter accuracy, which allows it to participate in a cluster of access points that also support Open Locate. By using anchor access points in that cluster, the HPE Aruba

Networking 720 Series Campus Access Points can determine its location.

Access points as flexible and secure IoT platform

By combining the IoT radio with a zero trust network framework, the HPE Aruba Networking 720 Series Campus Access Points can serve as flexible IoT platforms that bolster network security, provide coverage for a broad range of IoT devices, and helps reduce the need for network overlays just for IoT devices.

The HPE Aruba Networking 720 Series Campus Access Points includes an integrated Bluetooth 5.4 or 802.15.4 radio for Zigbee support to simplify deploying and managing IoT-based location services, asset tracking services, security solutions, and IoT sensors. There is also a USB host port to provide IoT connectivity to a wider range of devices.

These IoT capabilities allow organizations to leverage the access point as an IoT platform, which eliminates the need for an overlay infrastructure and additional IT resources and can accelerate IoT initiatives.

In addition, Target Wake Time (TWT) establishes a schedule for when clients need to communicate with an access point. This helps improve client power savings and reduces airtime contention with other clients, which is ideal for IoT.

Streamline IoT operations

HPE Aruba Networking Central IoT Operations dashboard unifies visibility of IT and OT infrastructure within the network health dashboard by extending network monitoring and insights to BLE, Zigbee, and other non-IP IoT devices. It helps streamline non-Wi-Fi device onboarding and data collection.

AI Client Insights

ML-based classification of all clients and IoT devices through HPE Aruba Networking Central Client Insights uses deep packet inspection to provide additional context and behavioral information that help ensure devices are receiving proper policy enforcement and continuously monitor for rogue devices.



Technology partnerships

A broad ecosystem of technology partners provide interoperability for easier installations and operations, and certified solutions are available to help digital transformation and extend capabilities of network infrastructure.

Security built-in

The HPE Aruba Networking 720 Series Campus Access Points includes security capabilities such as:

WPA3 and Enhanced Open

Support for stronger encryption and authentication is provided via the latest version of WPA for enterprise-protected networks. Enhanced Open offers seamless new protection for users connecting to open networks, where each session is automatically encrypted to protect user passwords and data on guest networks.

WPA2-MPSK

MPSK enables simpler passkey management for WPA2 devices—should the Wi-Fi password on one device or device type change, no additional changes are needed for other devices.

Trusted Platform Module (TPM)

For enhanced device assurance, all HPE Aruba Networking access points include an installed TPM for secure storage of credentials and keys, and boot code.

User and device authentication

Cloud-native network access control (NAC) provided by HPE Aruba Networking Central further simplifies how IT controls network access while providing a frictionless experience for end users. Global policy automation and orchestration enables IT to define and maintain global policies at scale with ease, using UI-driven, intuitive workflows that automatically translate security intent into policy design and map user roles for employees, contractors, guests, and devices to their proper access privileges.

Intrusion detection

HPE Aruba Networking Central utilizes the Rogue AP Intrusion Detection Service (RAPIDS) to identify and resolve issues caused by rogue APs and clients. Wired and wireless data are automatically correlated to identify potential threats,

thereby strengthening network security and improving incident response processes by reducing false positives.

Web content filtering

Web Content Classification (WebCC) classifies websites by content category and rates them by reputation and risk score, enabling IT to block malicious sites to help prevent phishing, DDoS, botnets, and other common attacks.

Simple and secure access

To improve security and ease of management, IT can centrally configure and automatically enforce role-based policies that define proper access privileges for employees, guests, contractors, and other user groups—no matter where users connect on wired and WLANs. Dynamic segmentation eliminates the time-consuming and error-prone task of managing complex and static VLANs, ACLs, and subnets by dynamically assigning policies and keeping traffic secure and separated.

Seamless handoffs to cellular

Built on the technical foundations of Passpoint® and Wi-Fi Calling, HPE Aruba Networking Air Pass creates a roaming network across the HPE Aruba Networking enterprise customer footprint, extending cellular coverage and enhancing the visitor and subscriber experience to deliver a great experience for your guests while reducing costs and management overhead for DAS.

HPE Aruba Networking Wireless Operating System

Cloud-native HPE Aruba Networking Wireless Operating System OS-10 is the distributed network operating system working with HPE Aruba Networking Central that acts as the control layer for HPE Aruba Networking APs and gateways.

With its flexible architecture, IT can deliver reliable and secure wireless connectivity for small offices, mid-sized branches, large campus environments, and remote workers.

Working in tandem with cloud-native HPE Aruba Networking Central,



HPE Aruba Networking Wireless Operating System OS-10 provides the WLAN management and control to deliver greater scalability, security, and AI-powered optimization. This reduces the processing required by on-site gateways for managing clients and access points, allowing enterprises to deploy fewer gateways even in large environments with thousands of access points and devices.

Networking Central subscription-based licenses, which are purchased on a per-device basis for APs and gateways. Licenses are available in 1-, 3-, 5-, 7-, and 10-year increments, making it easy to align requirements for AIOps, security, and other desired management features. HPE Aruba Networking Wireless Operating System OS-10 is included in the subscription. Learn more about [HPE Aruba Networking Central](#).

Flexible operation and management

Our unified access points can operate as stand-alone access points or with a gateway for greater scalability, security, and manageability.

Access points can be deployed using zero touch provisioning—without on-site technical expertise—for ease of implementation in branch offices and for remote work.

HPE Aruba Networking access points can be managed through HPE Aruba Networking Central, which provides a single pane of glass for overseeing every aspect of wired and wireless LANs, WANs, and SD-WAN. AI-powered analytics, end-to-end orchestration and automation, and advanced security features are built natively into the solution.

Simplified, flexible consumption

The HPE Aruba Networking 720 Series Access Points require HPE Aruba

HPE Aruba Networking Wi-Fi solutions

Wherever Wi-Fi is needed, [HPE Aruba Networking Wi-Fi 7](#), Wi-Fi 6E, and Wi-Fi 6 access points are ready to provide fast, reliable, and secure coverage. Our access points provide broad network observability, improve mobile client coverage, optimize Wi-Fi bandwidth, and increase operational efficiencies with a choice of cloud or on-premises deployment options. Our portfolio includes Wi-Fi CERTIFIED indoor, outdoor, ruggedized, and remote Wi-Fi access points to address a wide range of enterprise use cases and price points, with solutions backed by a limited lifetime warranty.

As part of a full portfolio of Wi-Fi 7 access points, the HPE Aruba Networking 720 Series Campus Access Points offer a cost-effective way to deliver fast, resilient, and secure Wi-Fi 7 wireless access across campus networks. Supported by HPE Aruba Networking Central, they help deliver an AI-powered, security-first network.



Table 2. Wi-Fi 7 campus access points feature comparison

Feature comparison	HPE Aruba Networking 720 Series Campus Access Points	HPE Aruba Networking 730 Series Campus Access Points
Number and type of radios	Triple 2x2	Triple 2x2
Radio configuration options	2.4 GHz + 5 GHz + 6 GHz	2.4 GHz + 5 GHz + 6 GHz 5 GHz + 5 GHz + 6 GHz 5 GHz + 6 GHz + 6 GHz
Maximum bandwidth and peak data rate in each band	2.4 GHz: EHT20 / 344 Mbps 5 GHz: EHT80 / 1.44 Gbps 6 GHz: EHT160 / 2.88 Gbps	2.4 GHz: EHT40 / 688 Mbps 5 GHz: EHT160 / 2.88 Gbps 6 GHz: EHT320 / 5.76 Gbps
Peak aggregate data rate	4.7 Gbps	14.4 Gbps
Peak aggregate data rate	4.7 Gbps	14.4 Gbps
OFDMA	UL/DL, 37 RUs max	UL/DL, 37 RUs max
MU-MIMO	UL/DL, up to 2 users	UL/DL, up to 2 users
Maximum number of BSSIDs per radio	16	16
Maximum number of associated devices per radio	400	400
Spectrum band support	No U-NII-4	Full
External antenna model	n/a	AP-734
Ultra triband filtering (UTB)	No	Yes
Advanced IoT coexistence filtering (AIC)	No	Yes
Advanced Cellular Coexistence filtering (ACC)	Yes	Yes
Wi-Fi FTM support	802.11mc/802.11az	802.11mc/802.11az
Integrated GNSS receiver	No	Yes
Integrated sensors	No	Barometric pressure
Integrated IoT radio	Single	Dual
Bluetooth generation	5.4 with HADM	5.4 with HADM
USB host interfaces	Single USB 2.0 / 5W	Dual USB 2.0 / 10W
Wired network interfaces	Single 2.5 Gbps max	Dual 5 Gbps max
MACsec support	No	Yes (E0)
Secure boot	Yes	Yes
TPM module	2.0	2.0
Power supply options	POE	POE, DC (12V)
Dual POE	NA	Failover
Operating temperature range	0°C to +40°C	0°C to +50°C
TAA compliant models available	No	Yes



Technical specifications

Hardware variants

- HPE Aruba Networking AP-725: Internal antenna models

Wi-Fi radio specifications

- Access point type: Indoor, tri radio, 2.4 GHz, 5 GHz and 6 GHz (concurrent) 802.11be 2x2 MIMO
- 2.4 GHz radio: Two spatial stream MIMO for up to 344 Mbps wireless data rate with 2SS EHT20 802.11be client devices
- 5 GHz radio: Two spatial stream MIMO for up to 1.44 Gbps wireless data rate with 2SS EHT80 802.11be client devices
- 6 GHz radio: Two spatial stream MIMO for up to 2.88 Gbps wireless data rate with 2SS EHT160 802.11be client devices
- MU-MIMO (downlink, uplink) is supported on all radios
- Up to 400 associated client devices per radio, and up to 16 BSSIDs per radio
- Supported frequency bands (country-specific restrictions apply):
 - 2.400 to 2.4835 GHz ISM
 - 5.150 to 5.250 GHz U-NII-1
 - 5.250 to 5.350 GHz U-NII-2
 - 5.470 to 5.725 GHz U-NII-2E
 - 5.725 to 5.850 GHz U-NII-3/ISM
 - 5.925 to 6.425 GHz U-NII-5
 - 6.425 to 6.525 GHz U-NII-6
 - 6.525 to 6.875 GHz U-NII-7
 - 6.875 to 7.125 GHz U-NII-8
- Available bands and channels: Dependent on configured regulatory domain (country)
- Dynamic frequency selection (DFS) optimizes the use of available RF spectrum in the 5 GHz band
- Supported radio technologies:
 - 802.11b: Direct-sequence spread-spectrum (DSSS)
 - 802.11a/g/n/ac: Orthogonal frequency-division multiplexing (OFDM)
 - 802.11ax/be: OFDMA with up to 37 resource units
- Supported modulation types:
 - 802.11b: BPSK, QPSK, CCK
 - 802.11a/g/n: BPSK, QPSK, 16-QAM, 64-QAM and 256-QAM (proprietary extension)
 - 802.11ac: BPSK, QPSK, 16-QAM, 64-QAM, 256-QAM and 1024-QAM (proprietary extension)
 - 802.11ax: BPSK, QPSK, 16-QAM, 64-QAM, 256-QAM, and 1024-QAM
 - 802.11be: BPSK, QPSK, 16-QAM, 64-QAM, 256-QAM, 1024-QAM, and 4096-QAM
- 802.11n high throughput (HT) support: HT20/40
- 802.11ac very high throughput (VHT) support: VHT20/40/80
- 802.11ax high efficiency (HE) support: HE20/40/80/160
- 802.11be extreme high throughput (EHT) support: EHT20/40/80/160
- Supported data rates (Mbps):
 - 802.11b: 1, 2, 5.5, 11
 - 802.11a/g: 6, 9, 12, 18, 24, 36, 48, 54
 - 802.11n: 6.5 to 300 (MCS0 to MCS15, HT20 to HT40)
 - 802.11ac: 6.5 to 867 (MCS0 to MCS9, NSS = 1 to 2, VHT20 to VHT80); 1,083 with 1024-QAM (MCS10 and MCS11, proprietary extension)
 - 802.11ax: 7.3 to 2,402 (MCS0 to MCS11, NSS = 1 to 2, HE20 to HE160)
 - 802.11be: 7.3 to 2,882 (MCS0 to MCS13, NSS = 1 to 2, EHT20 to EHT160)
- 802.11n/ac packet aggregation: A-MPDU, A-MSDU
- Transmit power: Configurable in increments of 0.5 dBm
- Maximum (aggregate, conducted total) transmit power (limited by local regulatory requirements)
 - Per radio/band (2.4 GHz/5 GHz/6 GHz): +21 dBm (18 dBm per chain)
 - Note: conducted transmit power levels exclude antenna gain. For total (EIRP) transmit power, add antenna gain.
- HPE Aruba Networking Advanced Cellular Coexistence helps minimize the impact of interference from cellular networks

- Maximum ratio combining (MRC) for improved receiver performance
- Cyclic delay/shift diversity (CDD/CSD) for improved downlink RF performance
- Space-time block coding (STBC) for increased range and improved reception
- Low-density parity check (LDPC) for high-efficiency error correction and increased throughput
- Transmit beamforming (TxBF) for increased signal reliability and range
- 802.11ax Target Wait Time (TWT) to support low-power client devices
- 802.11mc/802.11az Fine Timing Measurement (FTM) for precision distance ranging

Wi-Fi antennas

- Integrated downtilt omni-directional antennas for 2x2 MIMO with peak antenna gain of 5.1 dBi in 2.4 GHz, 5.4 dBi in 5 GHz and 5.4 dBi in 6 GHz. Built-in antennas are optimized for horizontal ceiling-mounted orientation of the AP. The downtilt angle for maximum gain is roughly 30° to 40°.
- Combining the patterns of each of the antennas of the MIMO radios, the peak gain of the combined, average pattern is 3.8 dBi in 2.4 GHz, 4.7 dBi in 5 GHz, and 4.9 dBi in 6 GHz.

Other interfaces and features

- EO: Ethernet wired network port (RJ-45)
 - Auto-sensing link speed (100/1000/2500BASE-T) and MDI/MDIX
 - PoE-PD: 48Vdc (nominal) 802.3af/at PoE (class 3 or higher)
 - 802.3az Energy Efficient Ethernet (EEE)
- UO: USB 2.0 host interface (Type A connector)
 - Capable of sourcing up to 1A/5W to an attached device
- Flexible integrated IoT radio that can be configured for BLE or 802.15.4/Zigbee operation:
 - BLE: BT5.4 with up to 10 dBm transmit power (class 1) and –104 dBm receive sensitivity (125 kbps)
 - IEEE 802.15.4/Zigbee: up to 10 dBm transmit power and –101 dBm receive sensitivity (250 kbps)

- Two integrated omnidirectional antennas with roughly 30° to 40° downtilt and peak gains of 3.6 dBi and 5.0 dBi
- Built-in TPM for enhanced security and anticounterfeiting
- Visual indicators (four multicolor LEDs): for system (1x) and radio (3x) status
- Reset button: factory reset, LED mode control (normal/off)
- Serial console interface (proprietary, micro-B USB physical jack)
- Kensington security slot
- Automatic thermal shutdown and recovery function

Power sources and power consumption

- The access point supports Power over Ethernet (PoE) on port EO.
- Power sources are sold separately; see the [HPE Aruba Networking 720 Series ordering guide](#) for details.
- When powered by 802.3at (class 4) PoE, the access point will operate without restrictions.
- When powered by 802.3af (class 3) PoE with the IPM feature disabled, the access point will disable the USB port and reduce the max transmit power by 3 dB on all radios.
- With IPM enabled, the access point will start up in unrestricted mode but may dynamically apply restrictions depending on the available power budget and actual consumption. The feature restrictions and order in which these get applied are configurable.
- Maximum (worst case) power consumption (without/with USB devices attached): 17.1W/22.8W.
- This assumes that up to 5W is supplied to the attached USB devices.
- Maximum (worst-case) power consumption in idle mode: 7.0W/12.5W.
- Maximum (worst-case) power consumption in deep-sleep mode: 3.5W.

Mounting details

A mounting bracket is preinstalled on the back of the access point. This bracket is used to secure the access point to any of the mount kits (sold separately); see the HPE Aruba Networking 720 Series Campus Access Point ordering guide for details.

Mechanical specifications

- Dimensions/weight (HPE Aruba Networking AP-725; unit without mount bracket):
 - 200 mm (W) x 200 mm (D) x 46 mm (H)
 - 910g
- Dimensions/weight (AP-725; shipping):
 - 267 mm (W) x 251 mm (D) x 83 mm (H)
 - 1290g

Environmental specifications

- Operating conditions
 - Temperature: 0°C to +40°C/+32°F to +104°F
 - Relative humidity: 5% to 95%
 - ETS 300 019 class 3.2 environments
 - access point is plenum-rated for use in air-handling spaces
- Storage conditions
 - Temperature: –25°C to +55°C/–13°F to +131°F
 - Relative humidity: 10% to 100%
 - ETS 300 019 class 1.2 environments
- Transportation conditions
 - Temperature: –40°C to +70°C/–40°F to +158°F
 - Relative humidity: up to 95%
 - ETS 300 019 class 2.3 environments

Reliability

- Mean time between failure (MTBF): 1720 khrs (197 years) at +25°C operating temperature (AP-725)

General regulatory statements

HPE Aruba Networking WLAN access points comply with all regulatory rules that apply in the country they are configured for.

In most countries these products may not be allowed to enable all available radios and channels, and various restrictions may apply (RF transmit power levels, radar detection, and so on.).

HPE Aruba Networking will continue to upgrade the software and regulatory restrictions that apply to these products to help ensure they remain in compliance with the latest regulatory rules in the country of operation, and we will strive to help ensure that the hardware and software capabilities of these products are maximized for each country.

However, this does not imply a promise or commitment to enable all radios in all countries where we ship these products, and/or enabling all deployment scenarios (indoor/outdoor for example) that they can be configured for.

Consult your HPE Aruba Networking representative to confirm the latest regulatory status for each product in the country of operation and any anticipated future enhancements or other changes, as well as check the regulatory rules through the host country's regulatory agencies for more.

Regulatory compliance

- FCC/ISED
- CE marked
- Low voltage directive 2014/35/EU
- UL/IEC/EN 62368-1
- EN60601-1-2

For more country-specific regulatory information and approvals, see your HPE Aruba Networking representative.

Regulatory model numbers

- HPE Aruba Networking AP-725 (all models): APIN0725

Certifications

- UL2043 plenum rating
- Wi-Fi Alliance (WFA):
 - Wi-Fi CERTIFIED a, b, g, n, ac, 6, 7
 - WPA2 and WPA3 (Enterprise, Personal), Enhanced Open (OWE)
 - WMM, W-Fi Agile Multiband
- Bluetooth SIG
- Ethernet Alliance (PoE, PD device, class 4)

Warranty

HPE Aruba Networking hardware limited lifetime warranty.

Minimum operating system software versions

- HPE Aruba Networking Wireless Operating System OS 10.7.2.0

Table 3. RF performance table

Band, rate	Maximum transmit power (dBm) per transmit chain	Receiver sensitivity (dBm) per receive chain
2.4 GHz, 802.11b		
1 Mbps	18.0	-96.0
11 Mbps	18.0	-88.0
2.4 GHz, 802.11g		
6 Mbps	18.0	-93.5
54 Mbps	16.0	-74.5
2.4 GHz, 802.11n HT20		
MCS0	18.0	-92.5
MCS7	16.0	-73.0
2.4 GHz, 802.11 ax HE20		
MCS0	18.0	-93.5
MCS11	13.0	-63.5
2.4 GHz, 802.11 be EHT20		
MCS0	18.0	-93.5
MCS13	12.0	-56.5
5 GHz, 802.11a		
6 Mbps	18.0	-94.5
54 Mbps	18.0	-76.0
5 GHz, 802.11n HT20/HT40		
MCS0	18.0/18.0	-92.5/-91.5
MCS7	16.0/16.0	-74.5/-72.5
5 GHz, 802.11 ac VHT20/VHT40/VHT80		
MCS0	18.0/18.0/18.0	-92.5/-89.0/-86.0
MCS9	14.0/14.0/14.0	-70.0/-67.0/-64.0
5 GHz, 802.11 ax HE20/HE40/HE80		
MCS0	18.0/18.0/18.0	-94.0/-92.5/-89.5
MCS11	12.0/12.0/12.0	-63.5/-62.0/-59.0
5 GHz, 802.11 be EHT20/EHT40/EHT80		
MCS0	18.0/18.0/18.0	-94.5/-92.5/-89.5
MCS13	12.0/12.0/12.0	-57.0/-55.5/-53.0
6 GHz, 802.11 ax HE20/HE40/HE80/HE160		
MCS0	18.0/18.0/18.0/18.0	-94.0/-92.5/-89.5/-86.5
MCS11	12.0/12.0/12.0/12.0	-64.0/-62.5/-58.5/-56.5
6 GHz, 802.11 be EHT20/EHT40/EHT80/EHT160		
MCS0	18.0/18.0/18.0/18.0	-94.5/-92.5/-89.5/-86.5
MCS13	12.0/12.0/12.0/12.0	-57.0/-56.0/-53.0/-50.0



Wi-Fi antenna patterns AP-725

Horizontal planes (top view)

Showing both azimuth (0°) and 30° downtilt patterns (averaged patterns for all applicable antennas)

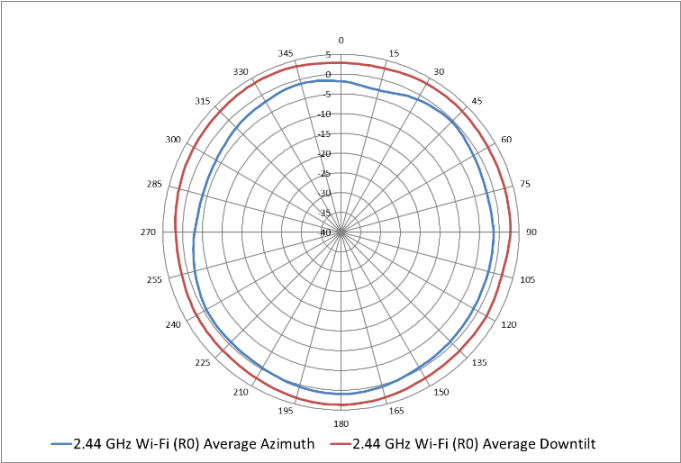


Figure 1. 2.44 GHz Wi-Fi antenna patterns (horizontal)

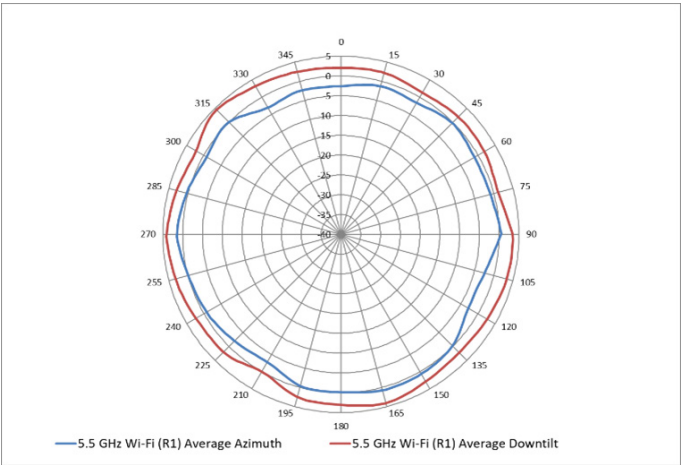


Figure 2. 5.5 GHz Wi-Fi antenna patterns (horizontal)

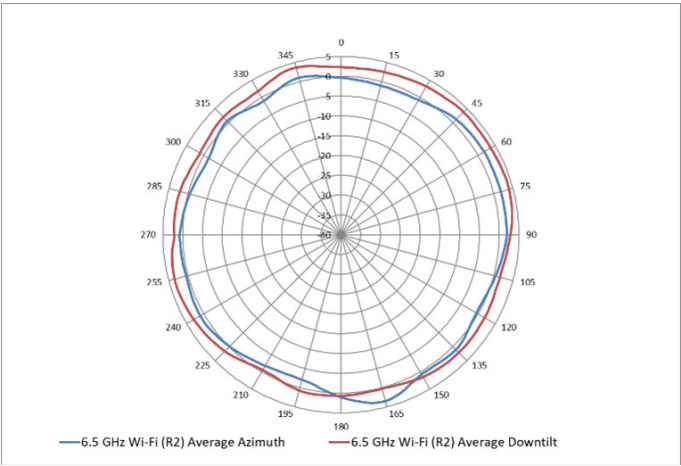


Figure 3. 6.5 GHz Wi-Fi antenna patterns (horizontal)



Vertical (elevation) planes (side view, access point facing down)

Showing side view with access point rotated 0° and 90° (averaged patterns for all applicable antennas)

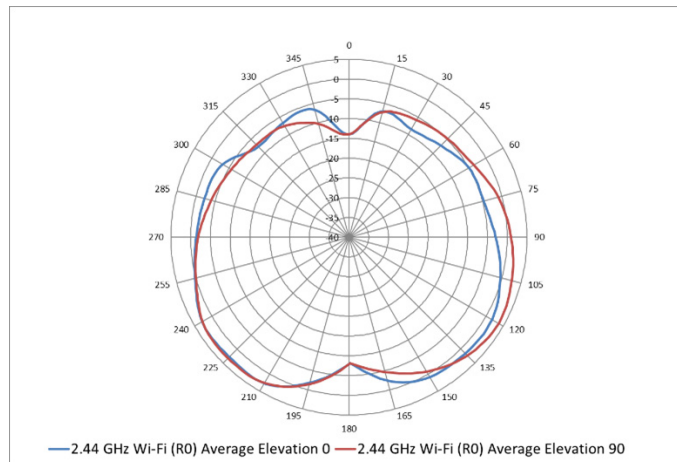


Figure 4. 2.44 GHz Wi-Fi antennas patterns (vertical)

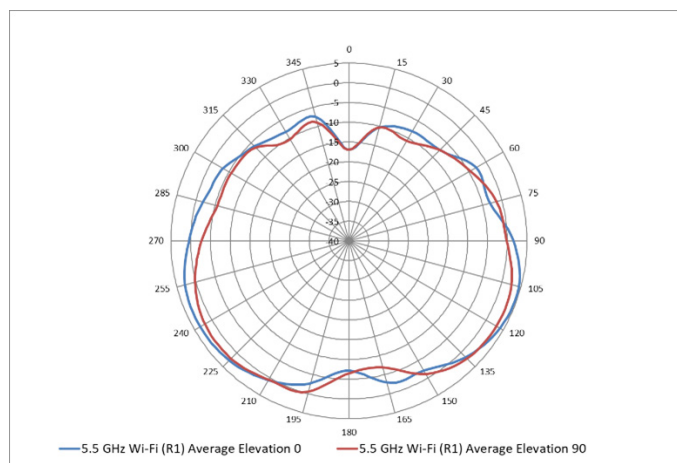


Figure 5. 5.5 GHz Wi-Fi antenna patterns (vertical)

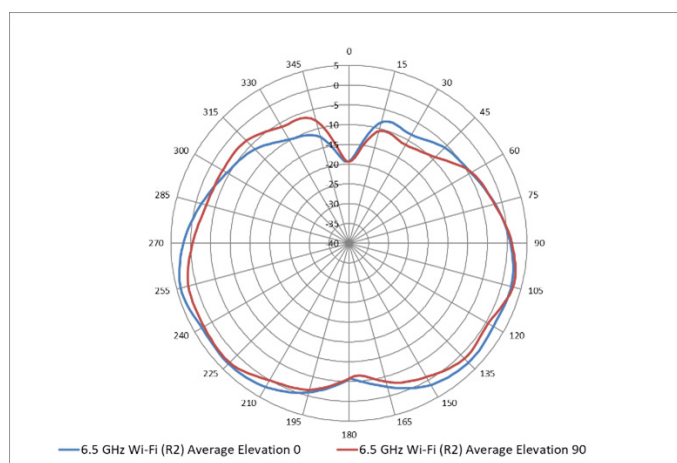


Figure 6. 6.5 GHz Wi-Fi antenna patterns (vertical)




Ordering information

Part number	Description
Internal antenna access points	
S4A19A	HPE Aruba Networking AP-725 (EG) Tri-radio 2x2:2 802.11be Wi-Fi 7 Internal Antennas Campus AP
S4A18A	HPE Aruba Networking AP-725 (ID) Tri-radio 2x2:2 802.11be Wi-Fi 7 Internal Antennas Campus AP
S4A20A	HPE Aruba Networking AP-725 (IL) Tri-radio 2x2:2 802.11be Wi-Fi 7 Internal Antennas Campus AP
S4A21A	HPE Aruba Networking AP-725 (JP) Tri-radio 2x2:2 802.11be Wi-Fi 7 Internal Antennas Campus AP
S4A22A	HPE Aruba Networking AP-725 (RW) Tri-radio 2x2:2 802.11be Wi-Fi 7 Internal Antennas Campus AP
S4A23A	HPE Aruba Networking AP-725 (RW1) Tri-radio 2x2:2 802.11be Wi-Fi 7 Internal Antennas Campus AP
S4A25A	HPE Aruba Networking AP-725 (US) Tri-radio 2x2:2 802.11be Wi-Fi 7 Internal Antennas Campus AP
Internal antenna access points—eco-friendly 10-packs	
S4A24A	HPE Aruba Networking AP-725 (RW) Tri Radio 2x2 Wi-Fi 7 Internal Antennas 10-Pack Campus AP
S4A26A	HPE Aruba Networking AP-725 (US) Tri Radio 2x2 Wi-Fi 7 Internal Antennas 10-Pack Campus AP

Learn more at

HPE.com/us/en/Aruba-Access-Points.html

Visit HPE.com

 Chat now (sales)