

Cisco Wireless 9172 Series Access Points

Contents

Product overview	3
Features and benefits	3
Introducing global use access points and the Cisco Networking Subscription	4
Licensing	5
Product specifications	6
Antenna patterns – Cisco Wireless 9172I	13
Antenna patterns – Cisco Wireless 9172H	25
Ordering information	35
Warranty information	35
Product sustainability	36
Cisco and partner services	38
Cisco Capital	38

The Cisco® Wireless 9172 Series Wi-Fi 7 access points provide a seamless entry into next-generation wireless networking, delivering reliable, high-performance connectivity for environments like boutique hotels, student housing, retail stores, healthcare clinics, remote work hubs, and distributed business locations such as satellite offices, regional branches, and logistics hubs. With a compact, energy-efficient design and flexible management options, the 9172 Series helps ensure strong, future-ready connectivity without compromising affordability.

Product overview

The Cisco Wireless 9172 Series Wi-Fi 7 access points are high-performance wireless solutions designed for environments like boutique hotels, healthcare clinics, retail stores, student housing, and distributed business locations such as regional branches and logistics hubs. With tri-radio functionality across 2.4-GHz, 5-GHz, and 6-GHz bands, the 9172 Series provides reliable, high-speed connectivity (frame rate up to 9000 Mbps) for spaces with low to moderate device density. Flexible deployment options—cloud, on-premises, or hybrid—allow seamless integration into existing networks.

These access points are designed to enhance wireless performance and enable smarter spaces. The 9172H model is tailored for hospitality and multi-dwelling environments, offering additional LAN ports for wired devices and Bluetooth Low Energy (BLE) IoT capabilities for smart room automation. The 9172I model supports flexible configurations, including a high-density 4x4 radio option for 5 GHz when the 6-GHz band is disabled, making it ideal for retail, healthcare, and branch office use. Both models feature plug-and-play setup with mount compatibility for quick and efficient deployment.

For customers, the 9172 Series delivers reliable Wi-Fi 7 performance, enabling advanced applications like IoT integration, telehealth, and seamless customer experiences. The primary business benefit is future-ready connectivity with energy efficiency, reducing power consumption while supporting evolving network demands. This makes the 9172 Series a cornerstone for modernizing and optimizing network infrastructure.

Features and benefits

Table 1. Features and benefits

Feature	Benefit
Tri-radio Wi-Fi 7 (2.4, 5, and 6 GHz)	Delivers reliable, high-speed connectivity for modern devices.
Aggregate data rate of 9000 Mbps	Supports bandwidth-intensive applications like streaming and IoT.
Cloud, on-premises, or hybrid management	Enables flexible, scalable deployment across diverse environments.
IoT radios (BLE, 802.15.4)	Powers smart spaces with asset tracking and automation.
Compact design with mount compatibility	Simplifies installation and reduces deployment time.
Power efficiency (30W and 45W options)	Reduces operational costs and supports sustainability goals.
Moderate-density radio configurations (9172I)	Optimizes performance for specific use cases like retail or healthcare.

Feature	Benefit
Multiple Ethernet ports (9172H)	Enhances connectivity for wired devices like point of sale and IP TVs.
Dual power options (PoE/DC) (9172I)	Offers deployment flexibility in older or temporary spaces.

Introducing global use access points and the Cisco Networking Subscription

Global use access points

Expanding our comprehensive 6-GHz wireless portfolio, the 9172 Series global use access points offer a resilient, scalable solution for your modern wireless network. These access points seamlessly operate in a cloud, on-premises, or hybrid deployment mode, giving you the flexibility and investment protection you need for the future.

With the Cisco Wireless Wi-Fi 7 access points, you get an intelligent process for management mode discovery that's seamless, scalable, and straightforward. The global use access points' onboarding process eliminates the need for stack-specific and regulatory domain-specific products, saving you time and effort during installation.

Cisco's Wi-Fi 7 global use access points further unify our wireless product portfolio. Whether you choose on-premises or cloud-managed networking, the 9172 Series access points help you build future-ready networks with ease.

Cisco Networking Subscription

The Cisco Networking Subscription streamlines the purchase and use of Cisco software, hardware, services, and platforms. This unified licensing model offers the flexibility to manage your network on-premises, in the cloud, or in a hybrid manner, using the same unified licenses, product support, and hardware.

You can purchase these new unified licenses (Cisco Wireless Essentials or Advantage) in a Cisco Networking Subscription. The licenses include product support for both your hardware and your software. With an active subscription, you can align renewal dates to your cost-center needs, add licenses without changing renewal dates, and upgrade entitlements midterm. The Cisco Networking Subscription provides flexible management options, supporting your network investment today and protecting it for the future.

Note: For more information about the Cisco Networking Subscription, refer to the [data sheet](#).

Secure infrastructure

Trustworthy systems built with Cisco Trust Anchor Technologies provide a highly secure foundation for Cisco products. Cisco Wireless access points help ensure hardware and software authenticity for supply chain trust and strong defense against man-in-the-middle attacks that compromise software and firmware. Trust Anchor capabilities include:

- Image signing
- Secure Boot
- Cisco Trust Anchor module

Seamless integration with existing network infrastructures

As businesses adapt to hybrid workplaces and distributed locations, flexible deployment is essential. The Cisco Wireless 9172 Series offers cloud, on-premises, or hybrid management, helping ensure seamless integration into existing infrastructures. Auto-configurable setup simplifies installation across locations, reducing complexity for IT teams.

Designed for environments like satellite offices, student housing, and regional branches, these access points are compact and compatible with existing mounts, enabling rapid deployment with minimal disruption.

Key capabilities include:

- **Auto-configuration:** Simplifies setup across diverse environments.
- **Scalable management:** Adapts to dynamic business needs.
- **Mount compatibility:** Reduces installation effort and time.

Energy-efficient design for sustainability

Energy efficiency is a priority for businesses looking to reduce operational costs and align with sustainability goals. The Cisco Wireless 9172 Series operates at just 30W for full functionality, with an optional 45W mode for powering PoE or USB devices. This design minimizes power consumption without compromising performance.

Key capabilities include:

- **Reduced energy costs:** Lowers operational expenses while maintaining performance.
- **Sustainability support:** Aligns with corporate environmental initiatives.
- **Dual power options:** Flexibility for diverse deployment environments.

The Cisco Wireless 9172 Series delivers unmatched value, combining advanced Wi-Fi 7 performance with integration, efficiency, and scalability to meet the needs of today's connected organizations.

Licensing

Cisco Wi-Fi 7 access points, including the 9172 Series, require a Cisco Networking Subscription, either Cisco Wireless Essentials or Cisco Wireless Advantage licenses.

For information about licensing features and support, refer to the

<https://www.cisco.com/c/en/us/products/collateral/networking/software/networking-subscription-ds.html>.

Product specifications

Table 2. Product specifications

Product	Specifications
Part numbers	Cisco Wireless 9172 Access Points: Internal antennas <ul style="list-style-type: none"> CW9172I: Indoor access point with omnidirectional antennas CW9172H: Wall Plate, with Internal omnidirectional antennas
Software	Cisco Wireless 9172I – Cisco IOS XE Software Release 17.15.2b or later Cisco Wireless 9172H – Cisco IOS XE Software Release 17.17.1 or later
Supported Wireless LAN controllers	<ul style="list-style-type: none"> Cisco Catalyst 9800 Series Wireless Controllers (physical or virtual) Cisco Catalyst 9000 switches with Embedded Wireless Controller in SDA mode.
802.11be	<ul style="list-style-type: none"> 2x2 with two spatial streams (2.4 GHz, 5 GHz, and 6 GHz) or 2x2 with two spatial streams (2.4 GHz) and 4x4 with four spatial streams (5 GHz) 4096 QAM Multilink operation Preamble puncturing Uplink/downlink OFDMA TWT BSS coloring Maximal Ratio Combining (MRC) 20-, 40-, 80-, 160-, and 320-MHz channels (6 GHz) 20-, 40-, 80-, and 160-MHz channels (5 GHz) 20-MHz channels (2.4 GHz) CW9172I: <ul style="list-style-type: none"> PHY data rates up to 9 Gbps (2x2 320 MHz on 6 GHz, 2x2 160 MHz on 5 GHz, and 2x2 20 MHz on 2.4 GHz) or PHY data rates up to 6.0 Gbps (4x4 160 MHz on 5 GHz, 2x2 20 MHz on 2.4 GHz) Packet aggregation: Aggregate MAC Protocol Data Unit (A-MPDU) (transmit and receive), Aggregate MAC Service Data Unit (A-MSDU) (transmit and receive) 802.11 Dynamic Frequency Selection (DFS) Cyclic Shift Diversity (CSD) support Wi-Fi Protected Access 3 (WPA3) support CW9172H: <ul style="list-style-type: none"> PHY data rates up to 9 Gbps (2x2 320 MHz on 6 GHz, 2x2 160 MHz on 5 GHz, and 2x2 20 MHz on 2.4 GHz) Packet aggregation: Aggregate MAC Protocol Data Unit (A-MPDU) (transmit and receive), Aggregate MAC Service Data Unit (A-MSDU) (transmit and receive) 802.11 Dynamic Frequency Selection (DFS) Cyclic Shift Diversity (CSD) support Wi-Fi Protected Access 3 (WPA3) support

Product	Specifications
802.11ax	<ul style="list-style-type: none"> • 2x2 with two spatial streams (2.4 GHz, 5 GHz, and 6 GHz) or 2x2 with two spatial streams (2.4 GHz) and 4x4 with four spatial streams (5 GHz) • Uplink/downlink OFDMA • 1024 QAM • TWT • BSS coloring • MRC • 802.11ax beamforming • 20-, 40-, 80-, and 160-MHz channels (5 and 6-GHz) • 20-MHz channels (2.4-GHz) <p>CW9172I</p> <ul style="list-style-type: none"> • PHY data rates up to 5 Gbps (2x2 20 MHz on 2.4 GHz, 2x2 160 MHz on 5 GHz, and 2x2 160 MHz on 6 GHz) or PHY data rates up to 5 Gbps (2x2 20 MHz on 2.4 GHz, 4x4 160 MHz on 5 GHz) • Packet aggregation: A-MPDU (transmit and receive), A-MSDU (transmit and receive) • 802.11 DFS • CSD support • WPA2/WPA3 support <p>CW9172H</p> <ul style="list-style-type: none"> • PHY data rates up to 5 Gbps (2x2 20 MHz on 2.4 GHz, 2x2 160 MHz on 5 GHz, and 2x2 160 MHz on 6 GHz) • Packet aggregation: A-MPDU (transmit and receive), A-MSDU (transmit and receive) • 802.11 DFS • CSD support • WPA2/WPA3 support
802.11ac	<ul style="list-style-type: none"> • 2x2 + 2x2 downlink MU-MIMO with 2x2 spatial streams • MRC • 802.11ac beamforming • 20-, 40-, 80-, and 160-MHz channels <p>CW9172I:</p> <ul style="list-style-type: none"> • PHY data rates up to 3.4 Gbps (4x4 160 MHz on 5 GHz) or PHY data rates up to 1.7 Gbps (2x2 160 MHz on 5 GHz) • Packet aggregation: A-MPDU (transmit and receive), A-MSDU (transmit and receive) • 802.11 DFS • CSD support • WPA2/WPA3 support <p>CW9172H:</p> <ul style="list-style-type: none"> • PHY data rates up to 1.7 Gbps (2x2 160 MHz on 5 GHz and 2x2 20 MHz on 2.4 GHz) • Packet aggregation: A-MPDU (transmit and receive), A-MSDU (transmit and receive) • 802.11 DFS • CSD support • WPA2/WPA3 support

Product	Specifications
802.11n version 2.0 (and related capabilities)	<ul style="list-style-type: none"> • 2x2 MIMO with four spatial streams • MRC • 802.11n and 802.11a/g beamforming • 20- and 40-MHz channels <p>CW9172I:</p> <ul style="list-style-type: none"> • PHY data rates up to 440 Mbps (2x2 40 MHz with 5 GHz and 2x2 20 MHz with 2.4 GHz) or 744 Mbps (4x4 40 MHz on 5 GHz and 2x2 on 20 MHz with 2.4 GHz) • Packet aggregation: A-MPDU (transmit and receive), A-MSDU (transmit and receive) • 802.11 DFS • CSD support <p>CW9172H:</p> <ul style="list-style-type: none"> • PHY data rates up to 440 Mbps (2x2 40 MHz with 5 GHz and 2x2 20 MHz with 2.4 GHz) • Packet aggregation: A-MPDU (transmit and receive), A-MSDU (transmit and receive) • 802.11 DFS • CSD support
Integrated Antenna	<p>CW9172I</p> <ul style="list-style-type: none"> • 2.4GHz: Peak gain 4dBi, internal antenna, omnidirectional in azimuth • 5GHz: Peak gain 5.5dBi, internal antenna, omnidirectional in azimuth • 6GHz: Peak gain 6dBi, internal antenna, omnidirectional in azimuth • IoT: Peak gain 2dBi, internal antenna, omnidirectional in azimuth <p>CW9172H</p> <ul style="list-style-type: none"> • 2.4GHz: Peak gain 4dBi, internal antenna, omnidirectional in azimuth • 5GHz: Peak gain 7dBi, internal antenna, omnidirectional in azimuth • 6GHz: Peak gain 6dBi, internal antenna, omnidirectional in azimuth • IoT: Peak gain 1.25dBi, internal antenna, omnidirectional in azimuth
Interfaces	<p>CW9172I :</p> <ul style="list-style-type: none"> • 1x100M/1000M/2.5G Multigigabit Ethernet (RJ-45) Uplink • Management console port (RJ-45) with default speed of 115200 bps • USB 2.0 at 4.5W <p>CW9172H:</p> <ul style="list-style-type: none"> • 1x100M/1000M/2.5G Multigigabit Ethernet (RJ-45) Uplink • Management console port (RJ-45) with default speed of 115200 bps • 3x100M/1000M Ethernet LAN ports <ul style="list-style-type: none"> ◦ 1xLAN port capable of POE out • 1x Passthrough port

Product	Specifications						
Incorporated Radios	CW9172I <ul style="list-style-type: none"> • Wi-Fi 7 802.11be on all three radios • 2.4GHz + 5GHz + 6GHz (all 2x2:2) or 2.4 GHz (2x2:2) + 5 GHz (4x4:4) • Dedicated Scan/aux Radio and IoT (BLE 6) Radio CW9172H <ul style="list-style-type: none"> • Wi-Fi 7 802.11be on all three radios • 2.4GHz + 5GHz + 6GHz (all 2x2:2) • Dedicated Scan/aux Radio and IoT (BLE 6) Radio 						
Indicators	Status LED indicates boot loader status, association status, operating status, boot loader warnings, and boot loader errors						
Dimensions (WxLxH)	CW9172I (without mounting brackets): <ul style="list-style-type: none"> • 7.8 x 7.8 x 2.1 in. (20 x 20 x 5.3 cm) CW9172H (without mounting brackets): <ul style="list-style-type: none"> • 5.1 x 7.0 x 1.0 in (13 x 18 x 2.6 cm) 						
Weight	CW9172I: <ul style="list-style-type: none"> • 1.9 lb (874g) CW9172H <ul style="list-style-type: none"> • 1.26 lb (572 g) 						
Mounting Brackets	CW9172I: <ul style="list-style-type: none"> • AIR-AP-BRACKET-1 or AIR-AP-BRACKET-2 CW9172H: <ul style="list-style-type: none"> • CW-MNT-H1-00 • CW-MNT-H3-00 • CW-ACC-DESK1-00 • CW-ACC-SPACER1-00 • MA-MNT-MR-H1A • AIR-AP-BRACKET-W4= 						
Input Power Requirements	CW9172I:						
	Power Source	2.4 GHz Radio	5 GHz Radio	6 GHz Radio	Link Speed	USB	Max PoE Requirement at PD
	802.3bt class 5 (UPOE)	2x2	2x2	2x2	2.5 G	Y (4.5 W)	32 W
	802.3at (PoE+)	2x2	2x2	2x2	2.5 G	N	25.5 W
	802.3at (PoE+)	2x2	4x4	-	2.5 G	N	25.5 W
	802.3af (PoE)	1x1	-	-	1G	N	12.95 W

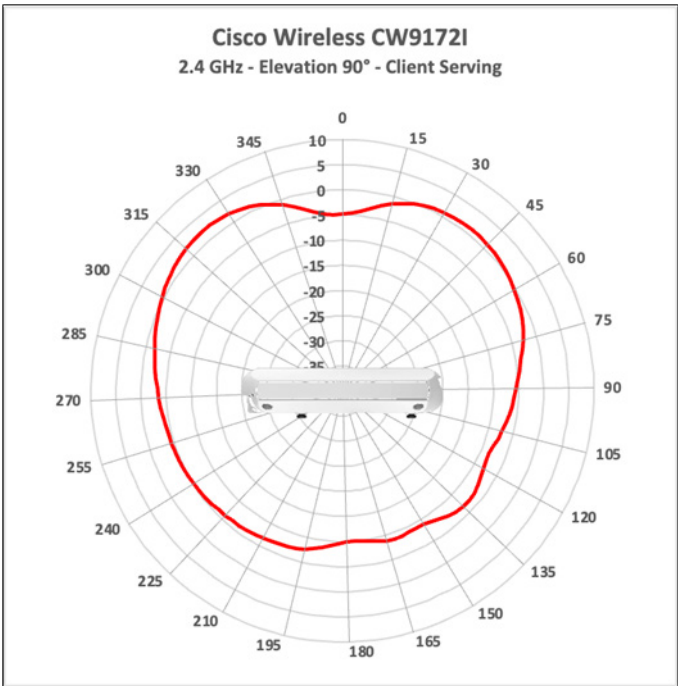
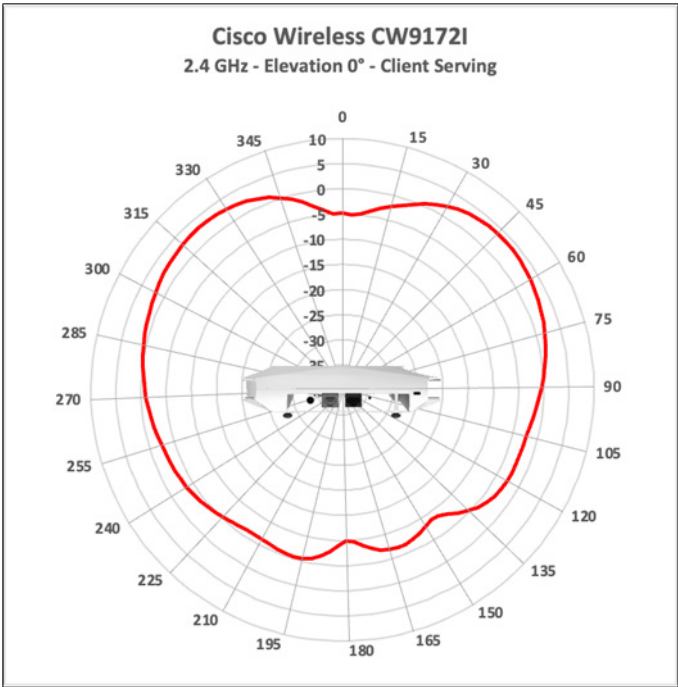
Product	Specifications						
	CW9172H:						
	Power Source	2.4 GHz Radio	5 GHz Radio	6 GHz Radio	Link Speed	POE Out	Max PoE Requirement at PD
	802.3bt class 5 (UPOE)	2x2	2x2	2x2	2.5 G	Y (15.4W)	41 W
	802.3at (PoE+)	2x2	2x2	2x2	2.5 G	N	25.5 W
	802.3af (PoE)	1x1	-	-	1G	N	12.95 W
Power Consumption	CW9172I						
	Power Source			Idle		Typical	
	Dual Radio 802.3at (PoE+)			10.3 W ±2W		11.2 W ±4W	
	Tri Radio 802.3at (PoE+)			10.7 W ±2W		12.2 W ±4W	
	Note: Actual power consumption may vary depending on AP usage. Typical power consumption assumes AP is passing traffic* during typical business hours, and is idle during off-business hours. Business hours are assumed to be 11 hours a day, 6 days a week.						
	* Test Conditions:						
	Dual Radio 802.3at: The 5 GHz band operating at 160 MHz (4x4) passing 400 Mbps per band of download traffic and the 2.4 GHz band operating at 20 MHz (2x2) passing 50 Mbps of download traffic; USB disabled; 2.5G Ethernet Port; Ambient temperature 25°C (77°F).						
	Tri Radio 802.3at: The 6 GHz and the 5 GHz bands both operating at 160 MHz (2x2) passing 200 Mbps per band of download traffic and the 2.4 GHz band operating at 20 MHz (2x2) passing 50 Mbps of download traffic; USB disabled; 2.5G Ethernet Port; Ambient temperature 25°C (77°F).						
	CW9172H						
	Power Source			Idle		Typical	
802.3at (PoE+)			10.7 W ±2W		12.8 W ±4W		
Note: Actual power consumption may vary depending on AP usage. Typical power consumption assumes AP is passing traffic* during typical business hours, and is idle during off-business hours. Business hours are assumed to be 11 hours a day, 6 days a week.							
* Test Conditions:							
802.3at: The 6 GHz and the 5 GHz bands both operating at 160 MHz (2x2) passing 200 Mbps per band of download traffic and the 2.4 GHz band operating at 20 MHz (2x2) passing 50 Mbps of download traffic; USB disabled; 2.5G Ethernet Port; Ambient temperature 25°C (77°F).							

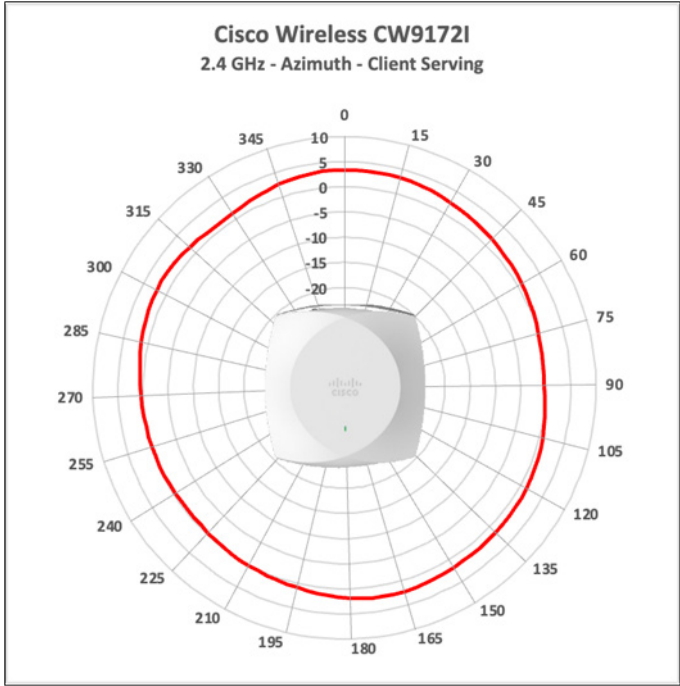
Product	Specifications	
Environmental	<p>CW9172I :</p> <ul style="list-style-type: none"> • Non operating (storage) temperature: -40 to - 158 F (-40 to 70 C) • Non operating (storage) altitude test: 0 - 550mbar (at approx. 4863m, 16K ft) • Operating temperature : 32 to 122 F (0 to 50 C) [Performance derated from 104 to 122 F (40 - 50C)] • Radio operation derated for 104F to 122F (40C to 50C) • Operating humidity : 0 to 95% (noncondensing) • Operating altitude test: 45C at 0- 4205m (13.8K ft) <p>CW9172H :</p> <ul style="list-style-type: none"> • Non operating (storage) temperature: -40 to - 158 F (-40 to 70 C) • Non operating (storage) altitude test: 0 - 550mbar (at approx. 4863m, 16K ft) • Operating temperature : 32 to 104 F (0 to 40 C) [Performance derated from 104 to 122 F (40 - 50C)] • Operating humidity : 0 to 95% (noncondensing) • Operating altitude test: 45C at 0- 4205m (13.8K ft) 	
System Memory	<ul style="list-style-type: none"> • 4096 MB DRAM • 16 GB storage flash 	
Available Transmit Power Settings	<p>2.4 GHz:</p> <ul style="list-style-type: none"> • 23 dBm (200 mW) • -4 dBm (0.39 mW) <p>5 GHz:</p> <ul style="list-style-type: none"> • 23 dBm (200 mW) • -4 dBm (0.39 mW) <p>6 GHz:</p> <ul style="list-style-type: none"> • 23 dBm (200 mW) • - 4 dBm (0.39 mW) <p>Note: In countries where use of the 6-GHz band is not allowed or there is no current software support, the 6-GHz radio will be disabled. The radio may be enabled with future software, once the product is certified to operate in 6 GHz for that country.</p>	
Compliance Standards	<p>• Safety:</p> <ul style="list-style-type: none"> ◦ IEC 60950-1 / IEC 62368-1 Ed.3 (with Ed.2 Deviation annex) ◦ EN 60950-1 / EN 62368-1 Ed.3 (with Ed.2 Deviation annex) ◦ UL 60950-1 / UL62368-1 3rd (with Ed.2 Deviation annex) ◦ CAN/CSA-C22.2 No. 60950-1 / CAN/CSA-C22.2 No. 62368-1 3rd (with Ed.2 Deviation annex) ◦ AS/NZS60950.1 / AS/NZS62368.1 Ed.3 (with Ed.2 Deviation annex) ◦ UL 2043 (CW9172I only) ◦ Class III equipment 	<p>• Radio:</p> <ul style="list-style-type: none"> ◦ EN 300 328 (v2.2.2) ◦ EN 301 893 (v2.1.1) ◦ EN 303 687 (v0.0.14, draft) ◦ AS/NZS 4268 (rev. 2017) ◦ 47 CFR FCC Part 15C, 15.247, 15.407 ◦ RSP-100 ◦ RSS-GEN ◦ RSS-247 ◦ LP0002 (109) ◦ Japan Std. 66, and Std. 71 <p>• RF safety:</p> <ul style="list-style-type: none"> ◦ EN 50385:2017 ◦ AS/NZS 2772 (rev. 2016)

Product	Specifications
	<ul style="list-style-type: none"> • Emissions: <ul style="list-style-type: none"> ◦ CISPR 32 (rev. 2015) +AMD1:2019 ◦ EN 55032:2015/A11:2020 ◦ EN IEC 61000-3-2:2019/A1:2021 ◦ EN 61000-3-3:2013+A1:2019 ◦ AS/NZS CISPR32: 2015+AMD1:2020 ◦ 47 CFR FCC Part 15B ◦ ICES-003 (Issue 7, Class B) ◦ VCCI-CISPR 32:2016 ◦ CNS 13438:2006 (95) ◦ KS C 9832:2019 ◦ QCVN 118:2018/BTTTT • Immunity: <ul style="list-style-type: none"> ◦ EN 55035:2017+A11:2020 ◦ KS C 9835:2019 ◦ Emissions and immunity: ◦ EN 301 489-1 V2.2.3 (2019-11) ◦ EN 301 489-17 V3.2.4 (2020-09) ◦ QCVN (18:2014) ◦ QCVN 112:2017/BTTTT ◦ KS X 3124:2020 ◦ KS X 3126:2020 ◦ EN 61000-6-1:2019 ◦ EN 60601-1-2:2015+A1:2021 <div style="display: flex; justify-content: space-between;"> <ul style="list-style-type: none"> ◦ 47 CFR Part 2.1091 ◦ RSS-102 ◦ IEEE standards: ◦ IEEE 802.3 ◦ IEEE 802.3ab ◦ IEEE 802.3af/at ◦ IEEE 802.11a/b/g/n/ac/ax/be ◦ IEEE 802.11h, 802.11d <ul style="list-style-type: none"> • Security: <ul style="list-style-type: none"> ◦ 802.11i (WPA2, WPA3) ◦ 802.1x/802.1x - SHA256 ◦ Enhanced Open/OWE ◦ Advanced Encryption Standard (AES) - GCMP128, GCMP256 and CCMP256 • Extensible Authentication Protocol (EAP) types: <ul style="list-style-type: none"> ◦ EAP-Transport Layer Security (TLS) ◦ EAP-Tunneled TLS (TTLS) or Microsoft Challenge Handshake Authentication Protocol (MSCHAP) v2 ◦ Protected EAP (PEAP) v0 or EAP-MSCHAP v2 ◦ EAP-Flexible Authentication via Secure Tunneling (EAP-FAST) ◦ PEAP v1 or EAP-Generic Token Card (GTC) ◦ EAP-Subscriber Identity Module (SIM) </div>
Certifications	<ul style="list-style-type: none"> • Wi-Fi Alliance: Wi-Fi 7 (R1), Wi-Fi 6 (R2), Wi-Fi 6E, WPA3-R3, WPA3-Suite B, Enhanced Open Security • Bluetooth SIG: Bluetooth Low Energy

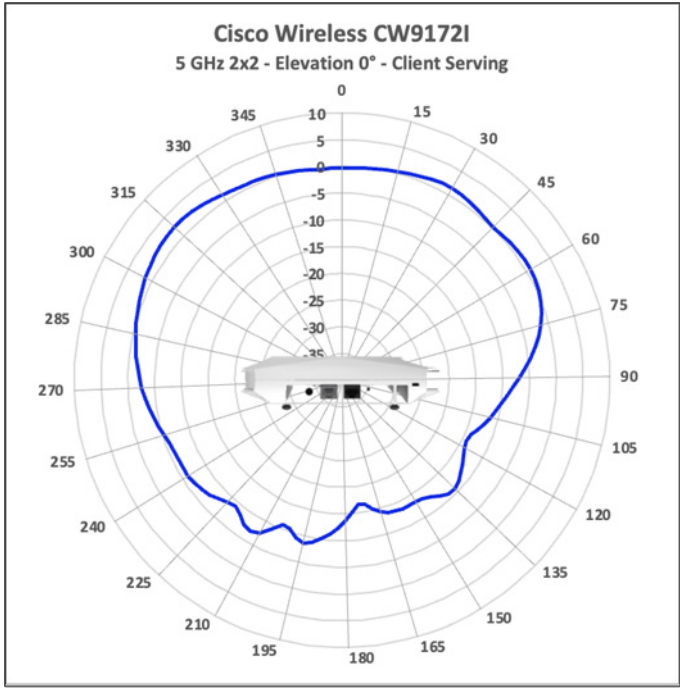
Antenna patterns – Cisco Wireless 9172I

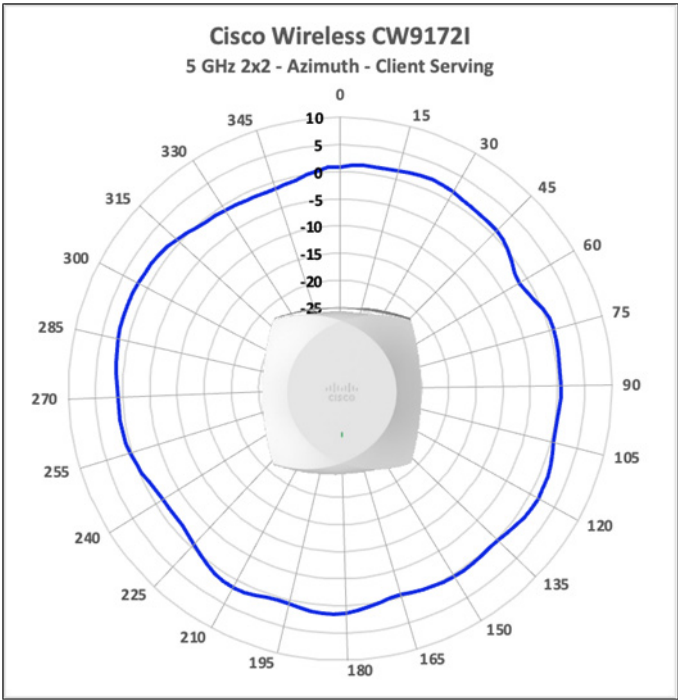
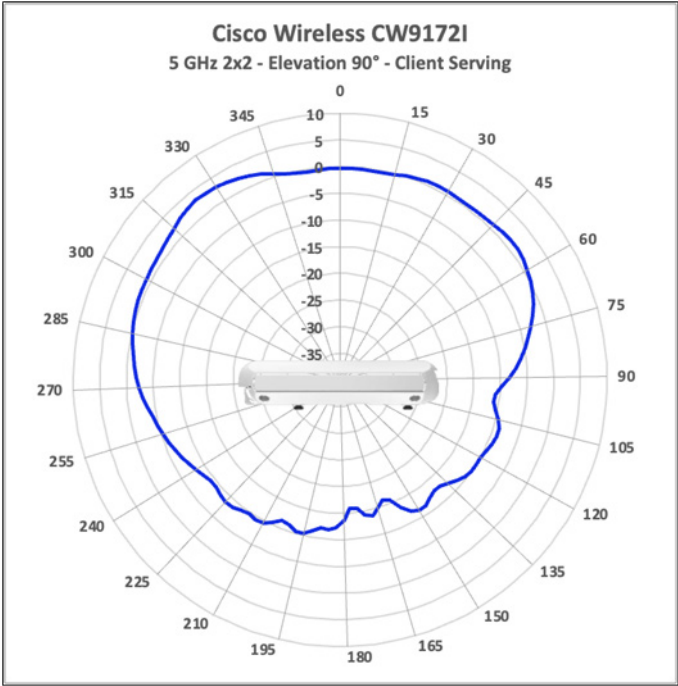
2.4GHz Radio





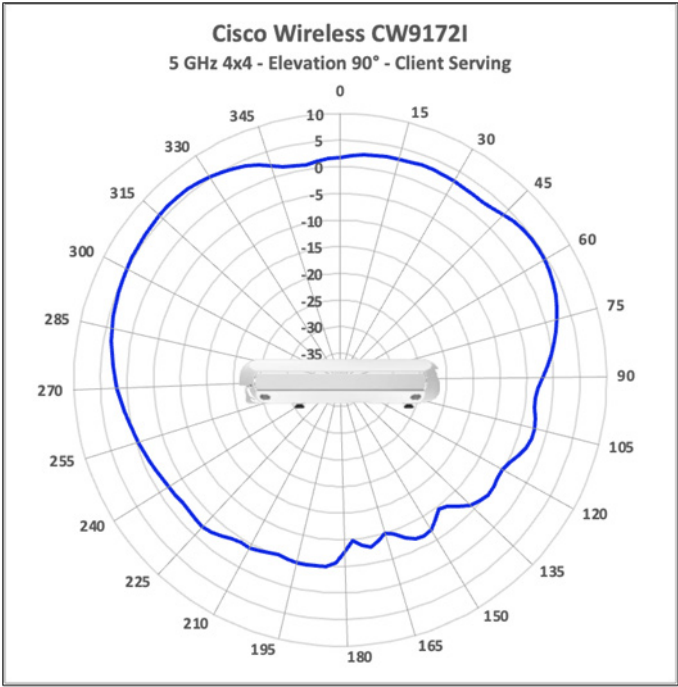
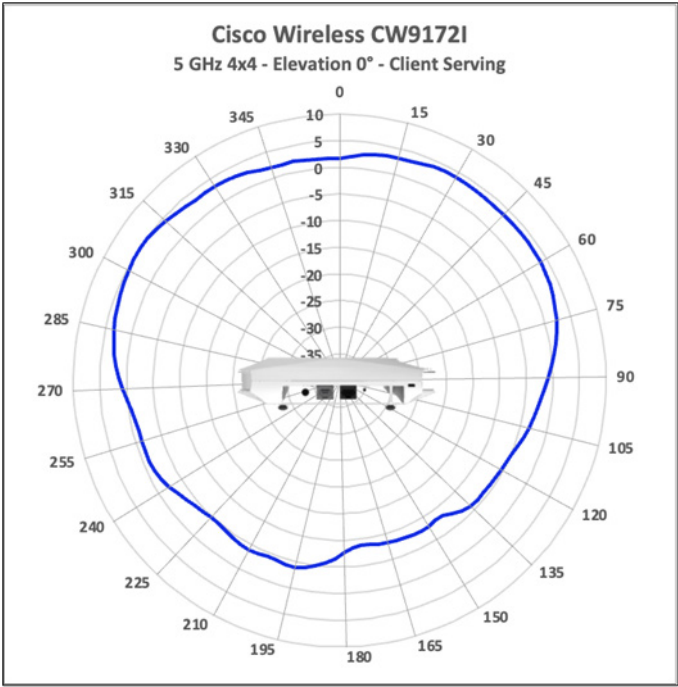
5GHz Radio 2X2

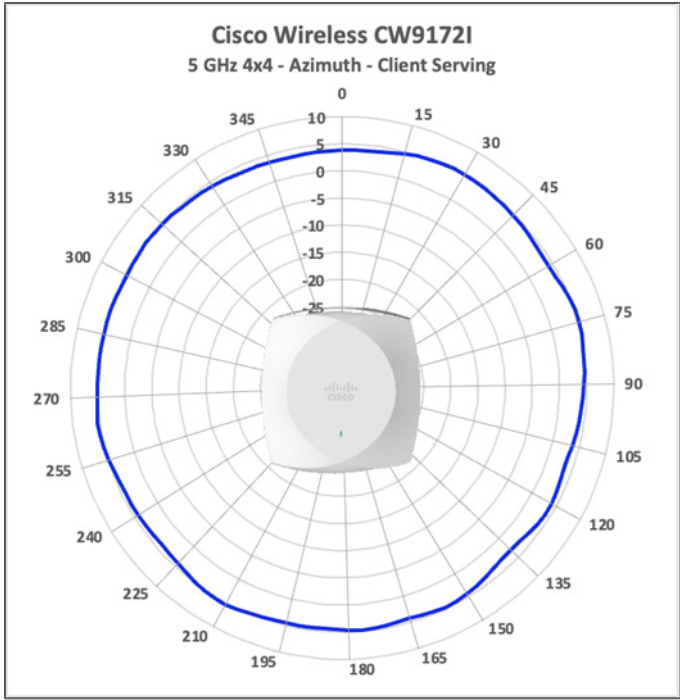




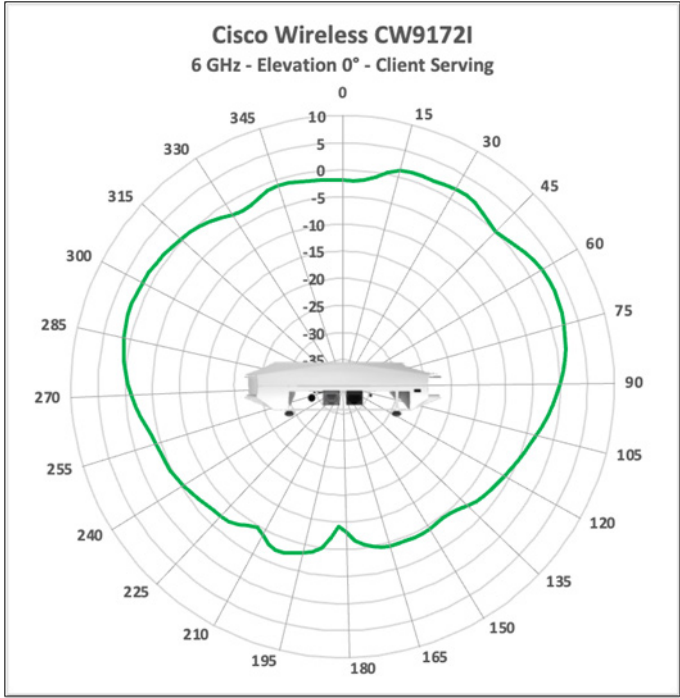


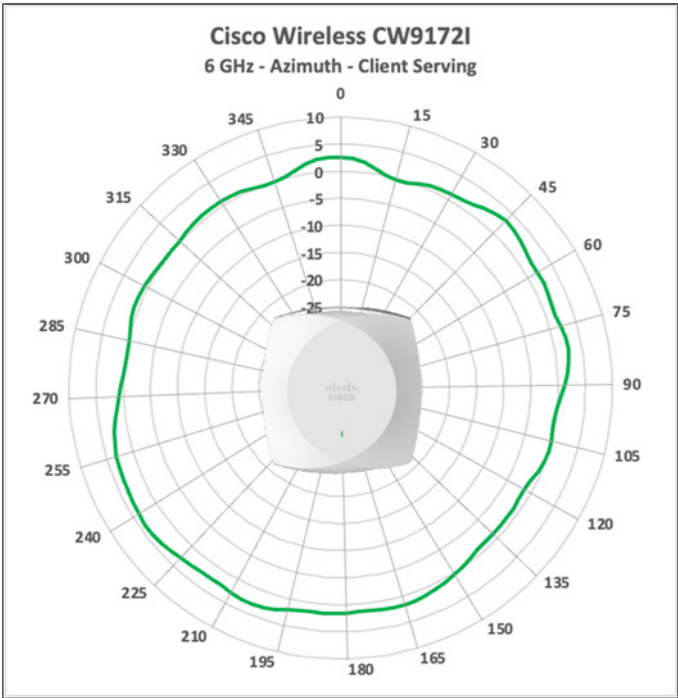
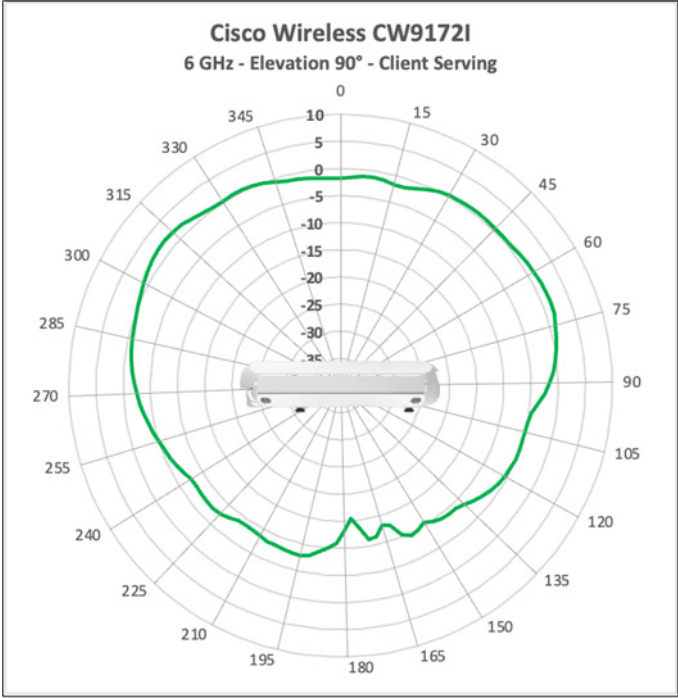
5GHz Radio 4X4





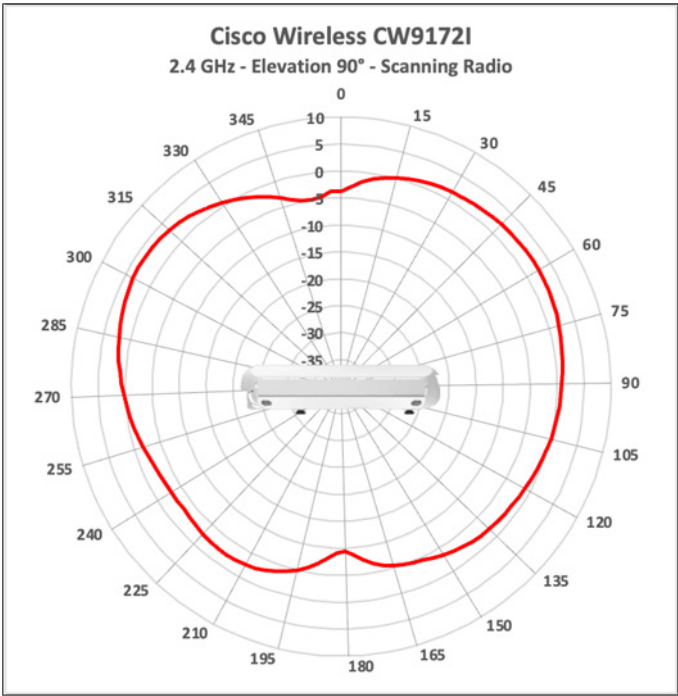
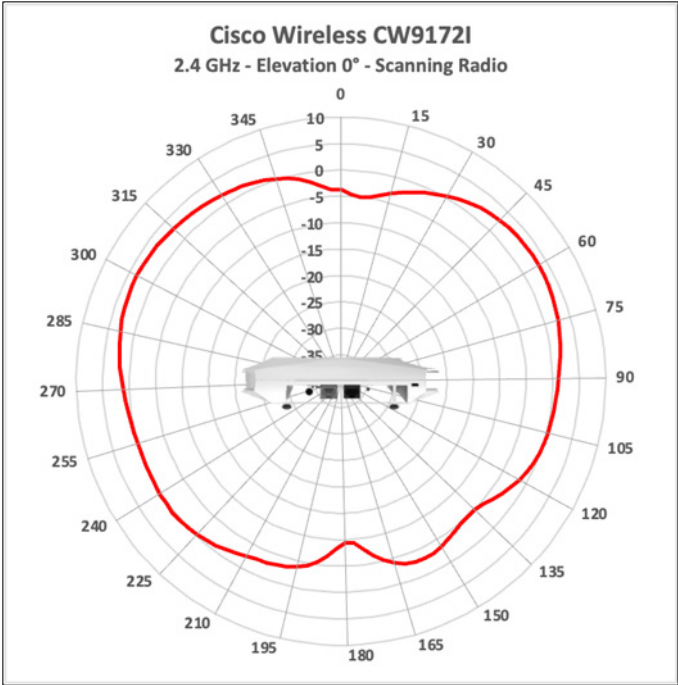
6GHz Radio

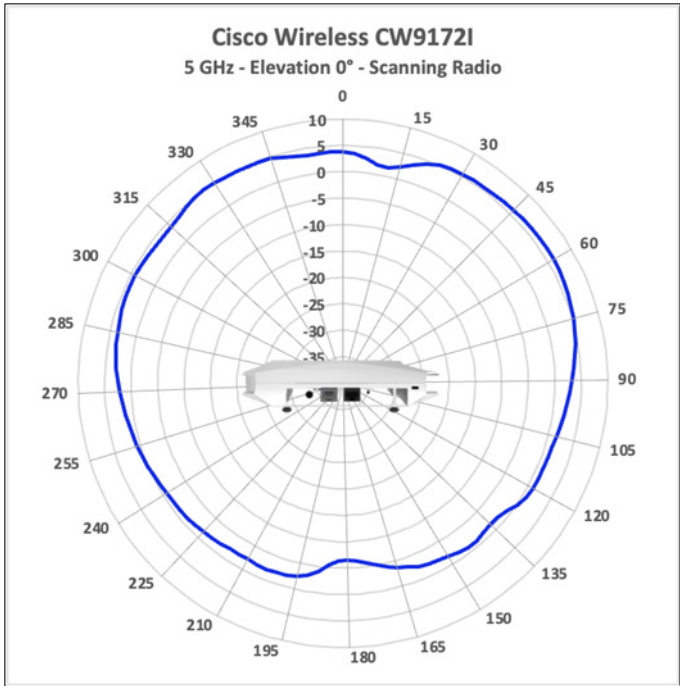
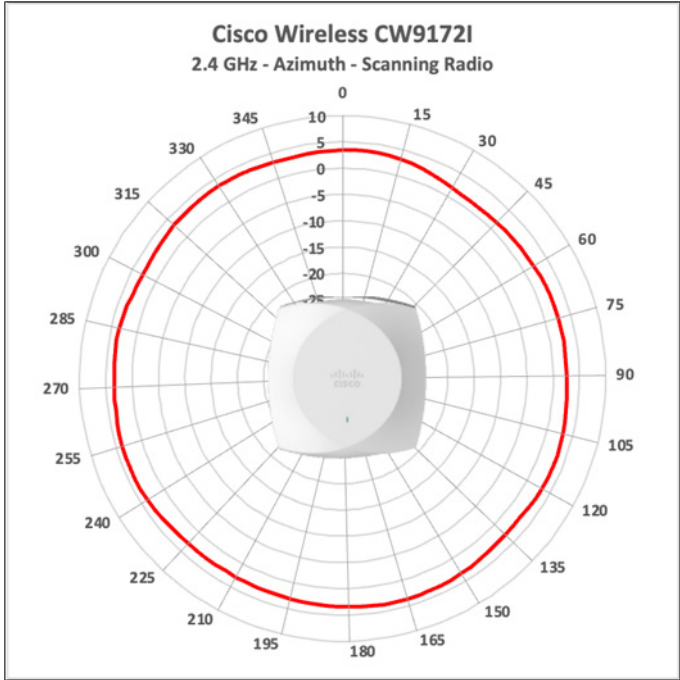


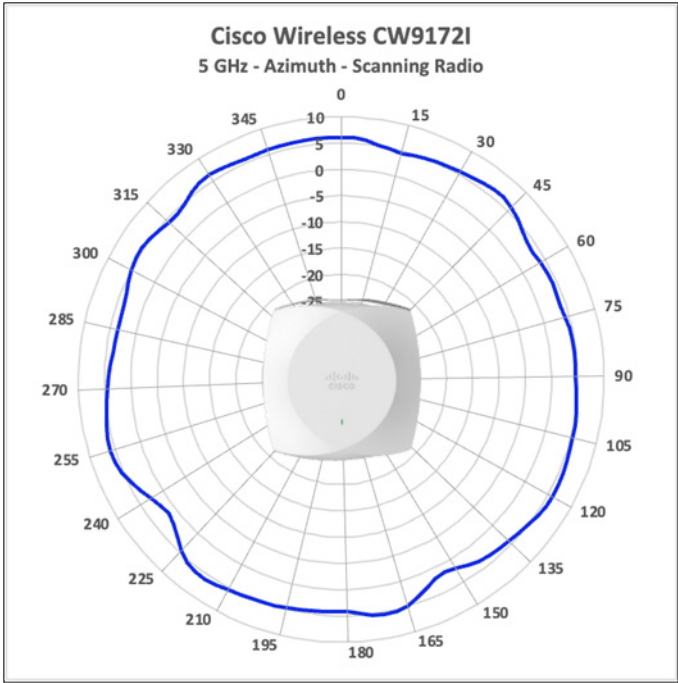
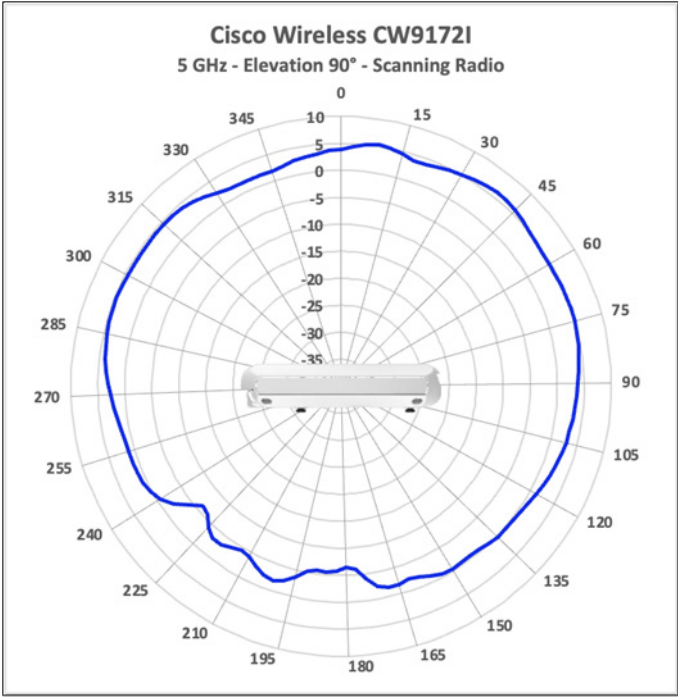


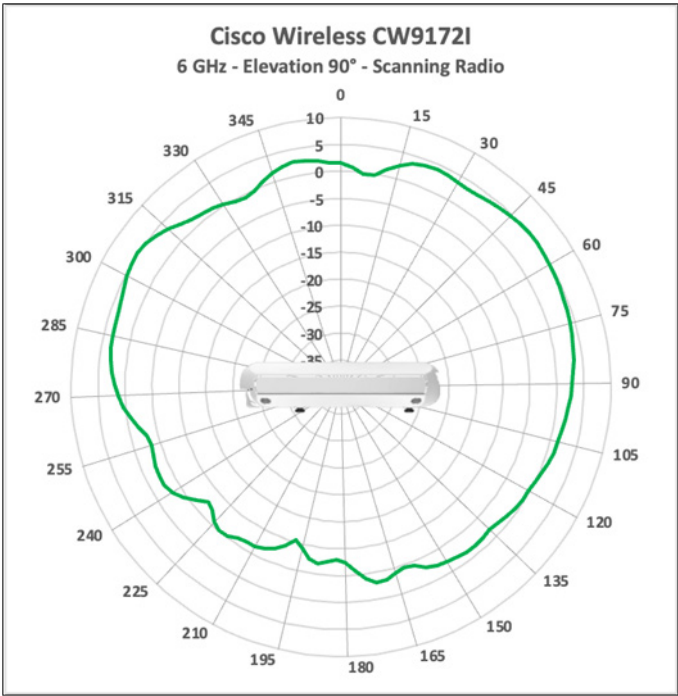
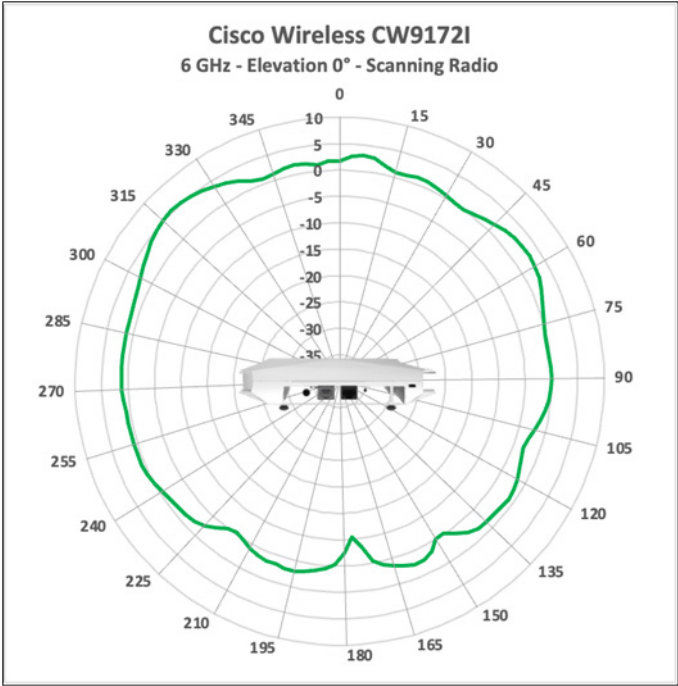


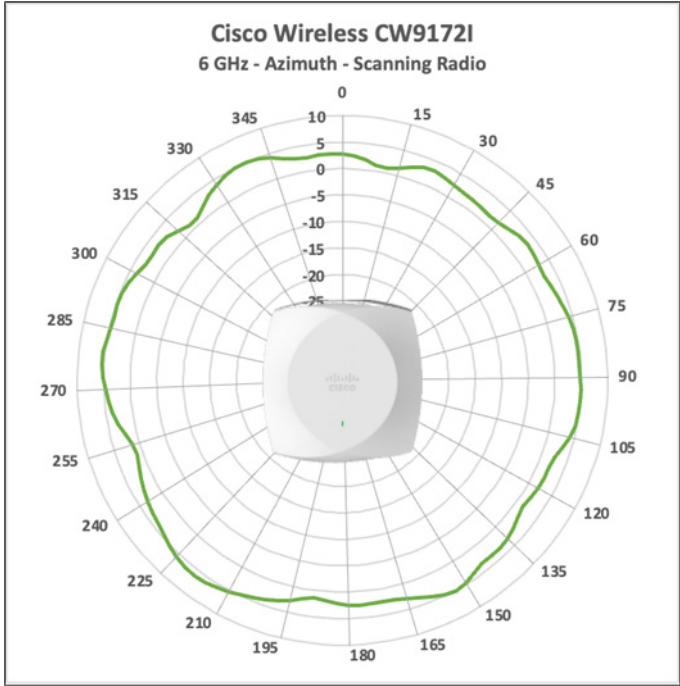
Scan Radio Antenna Pattern



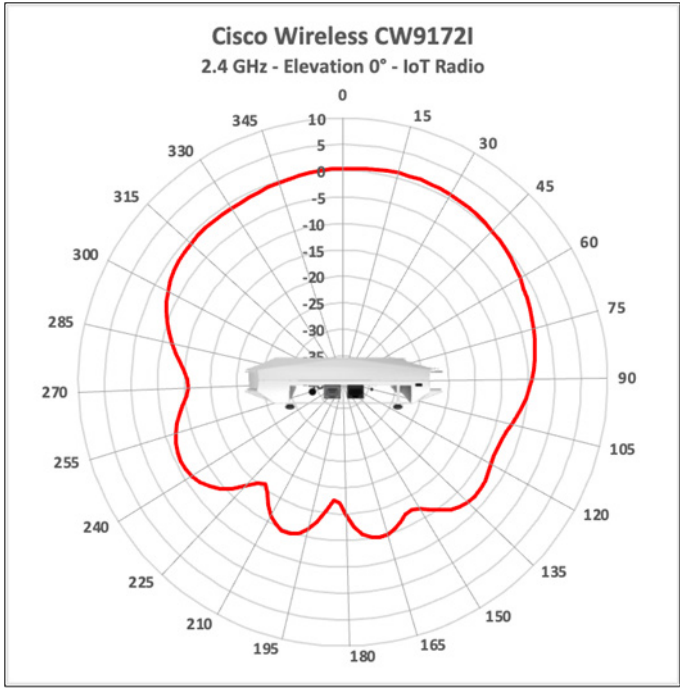


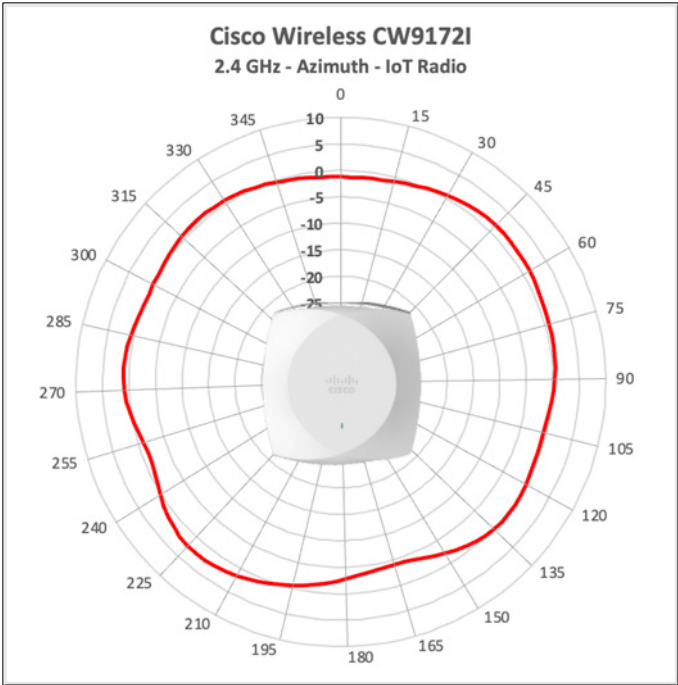
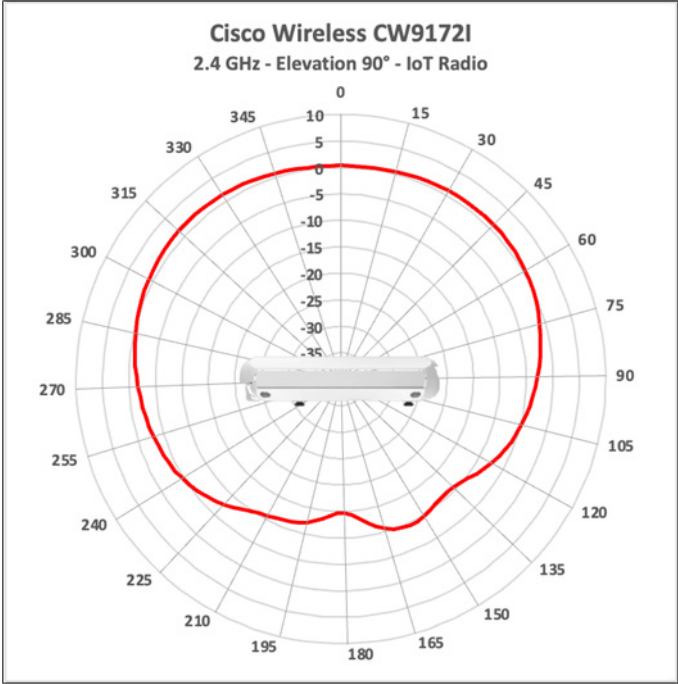






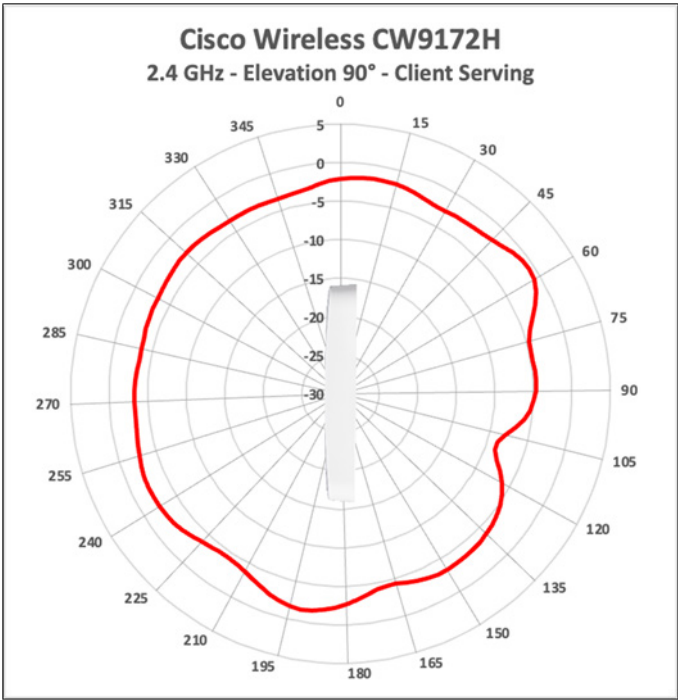
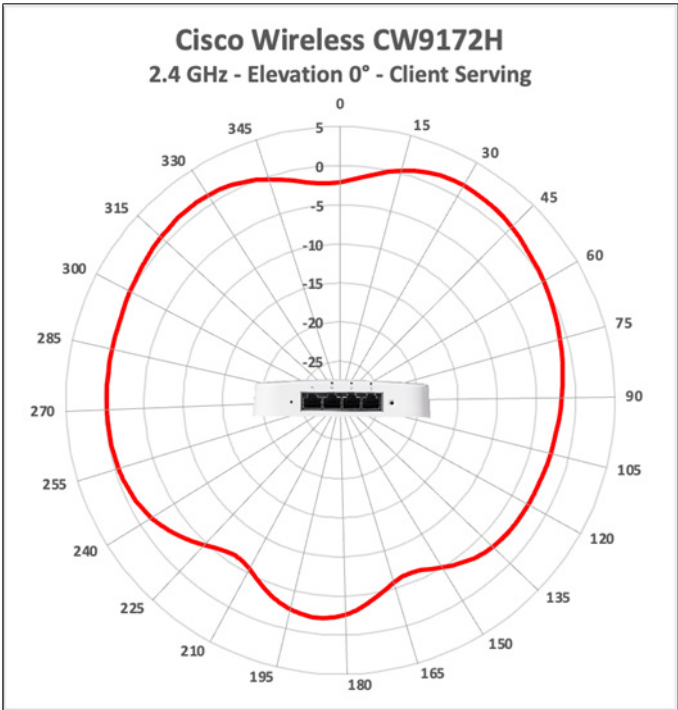
2.4 GHz BLE Radio

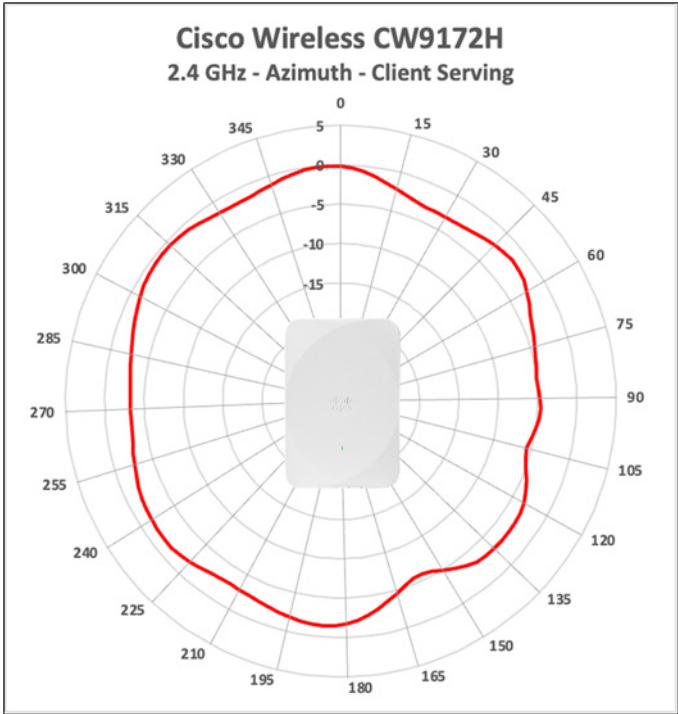




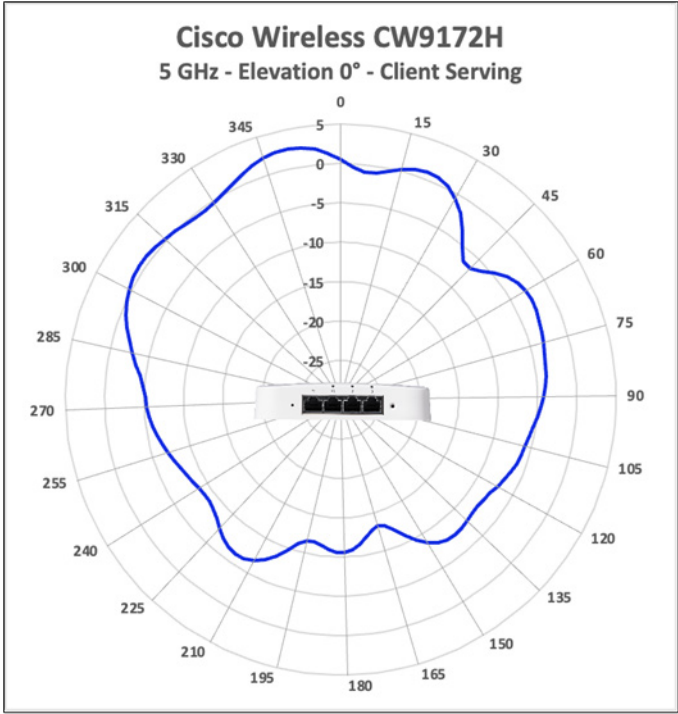
Antenna patterns – Cisco Wireless 9172H

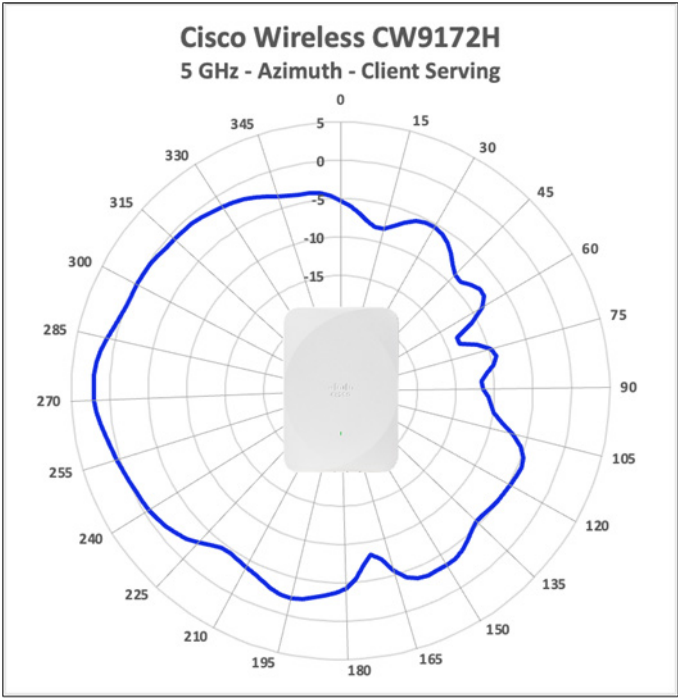
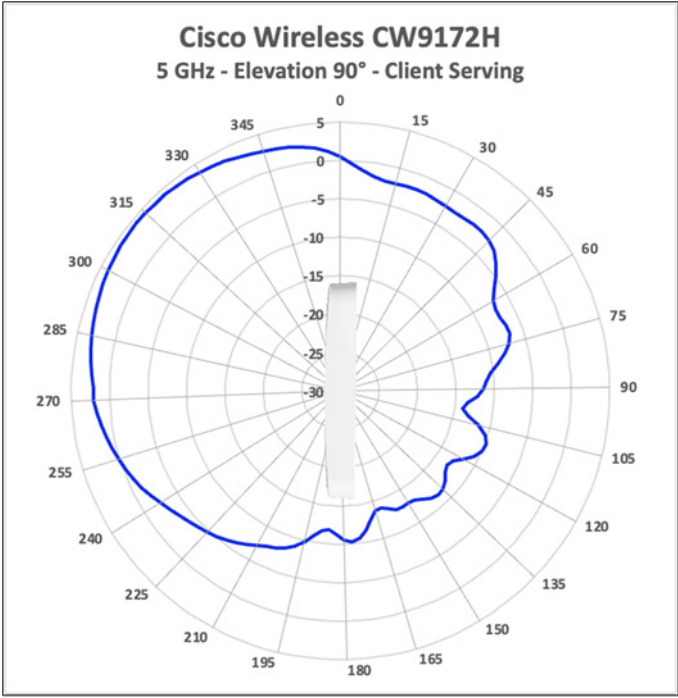
2.4GHz Radio



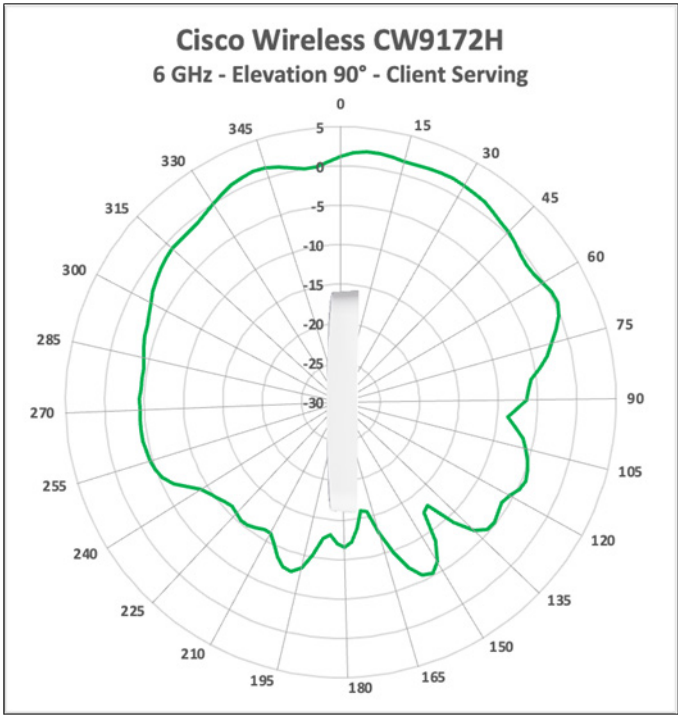
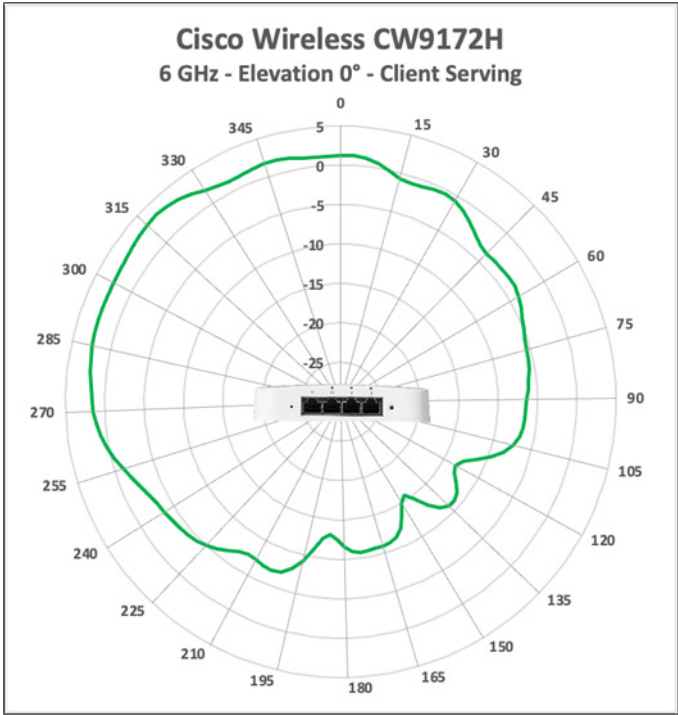


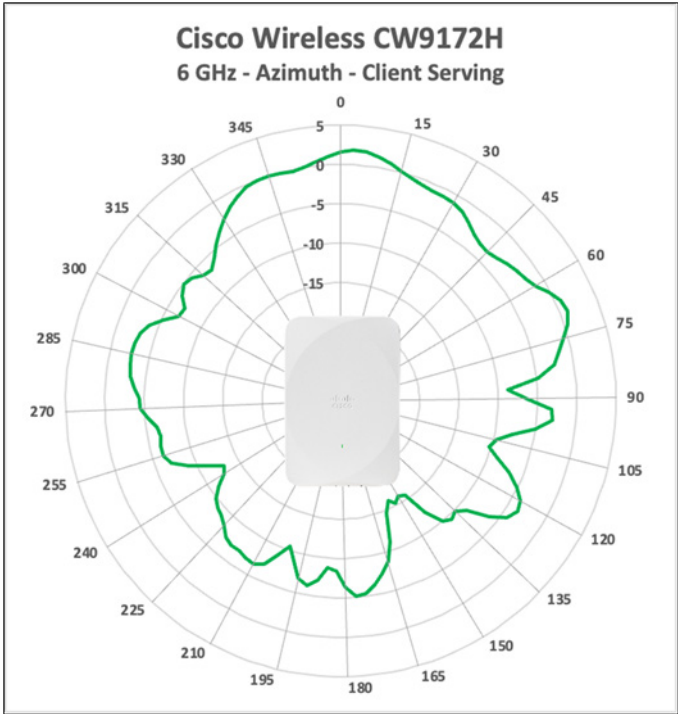
5GHz Radio



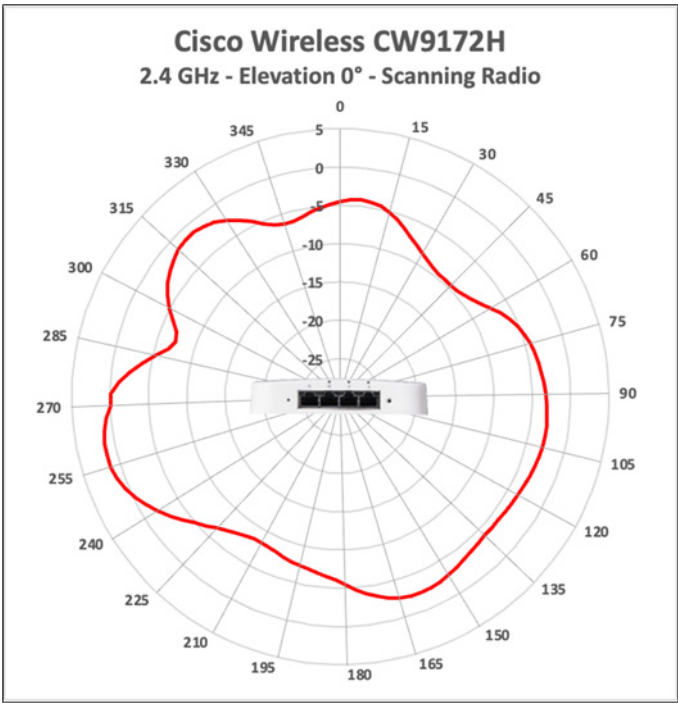


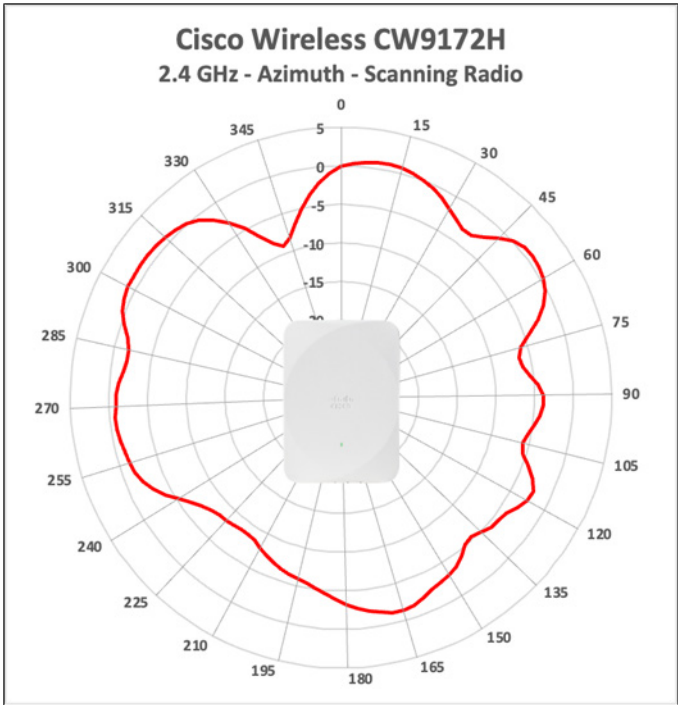
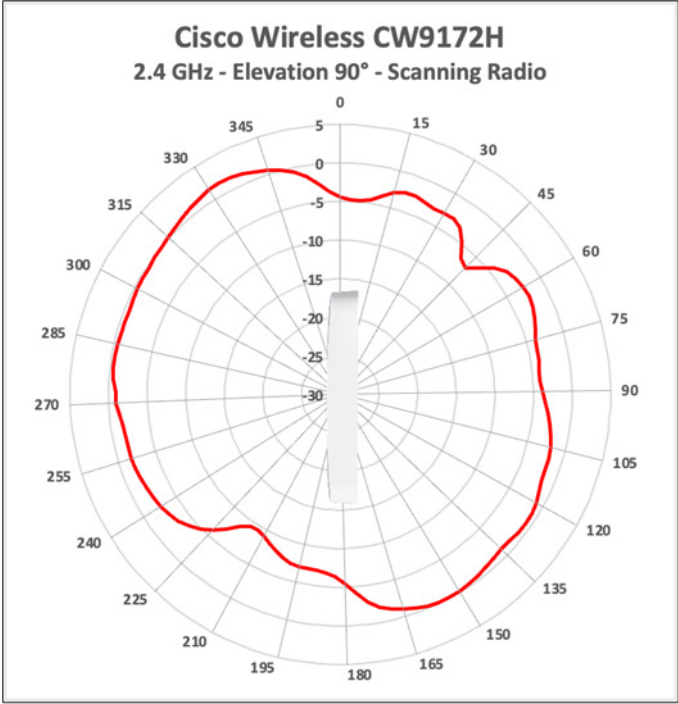
6GHz Radio

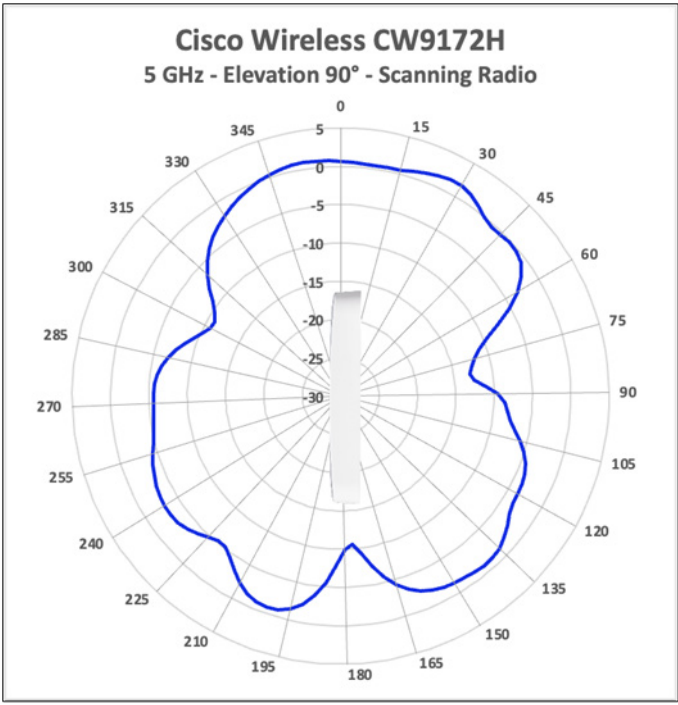
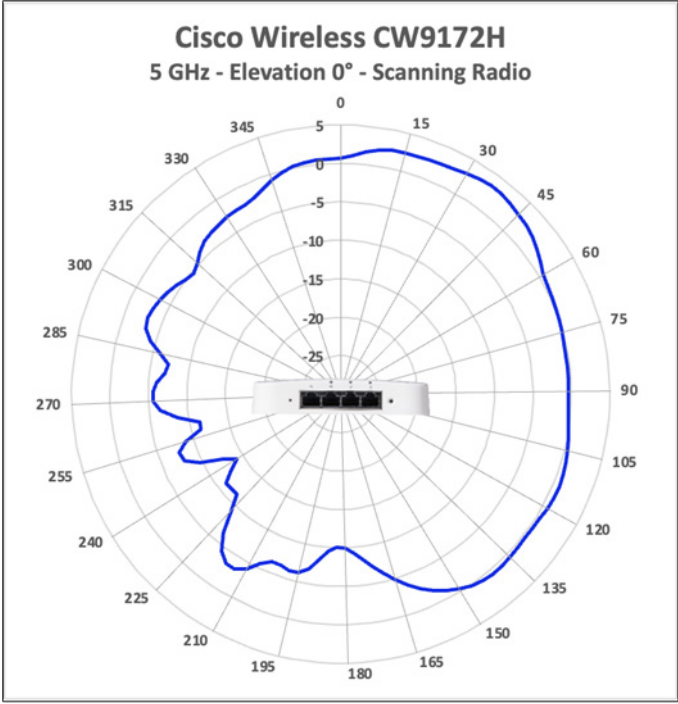


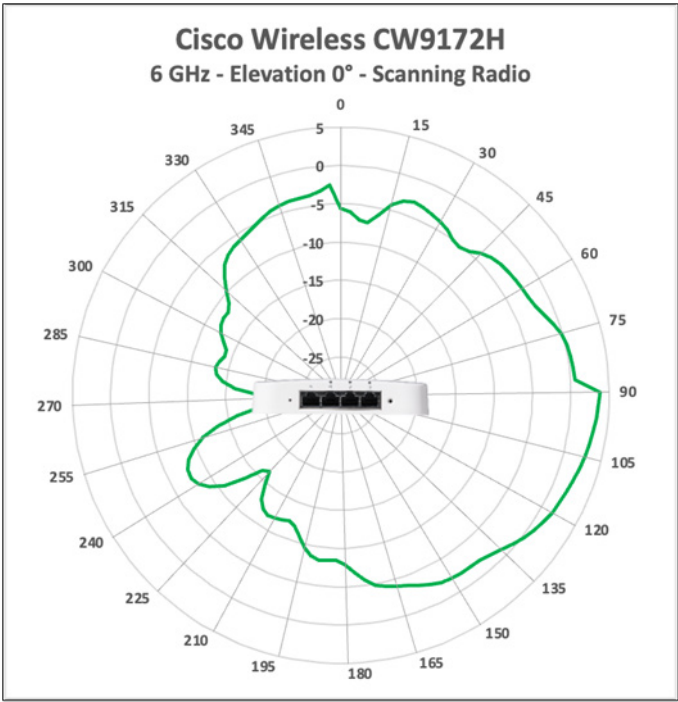
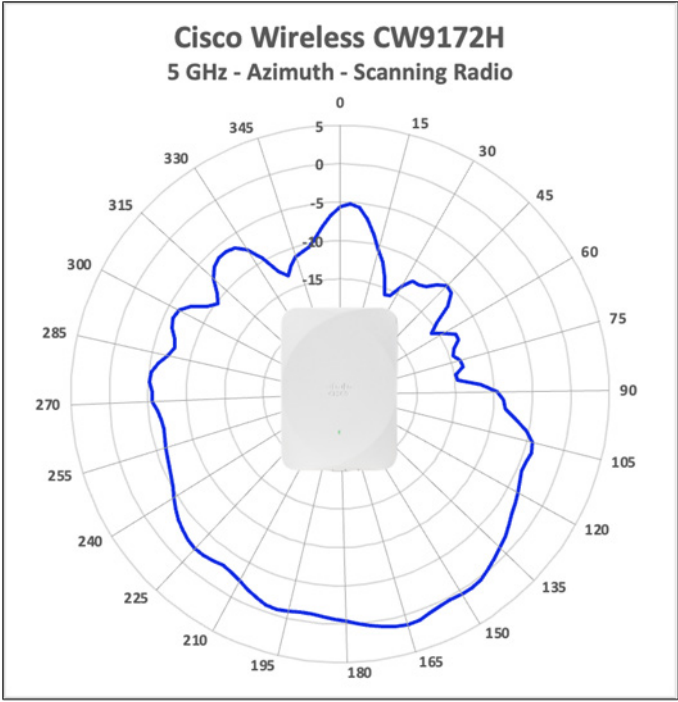


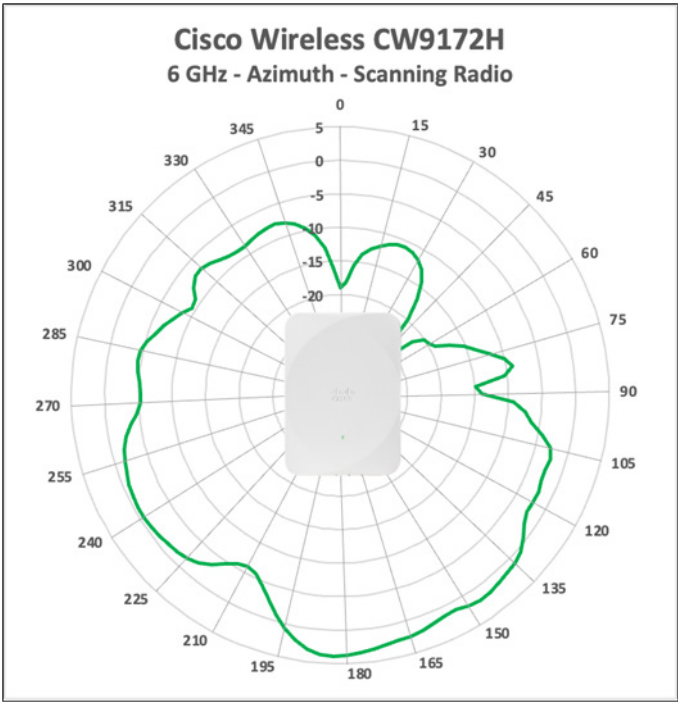
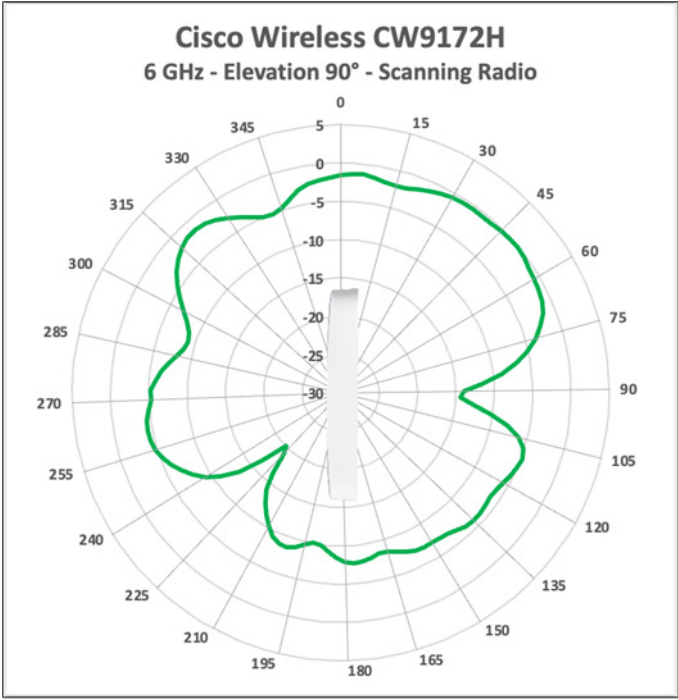
Scan Radio Antenna Pattern



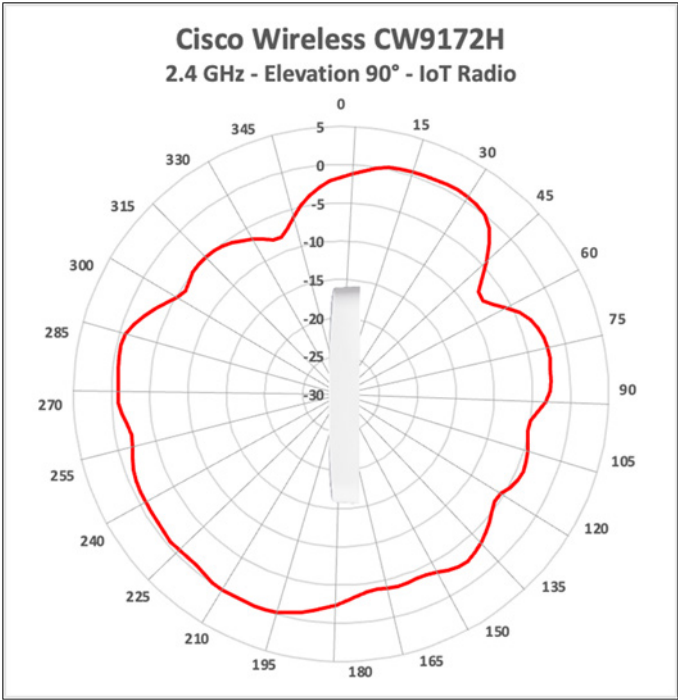
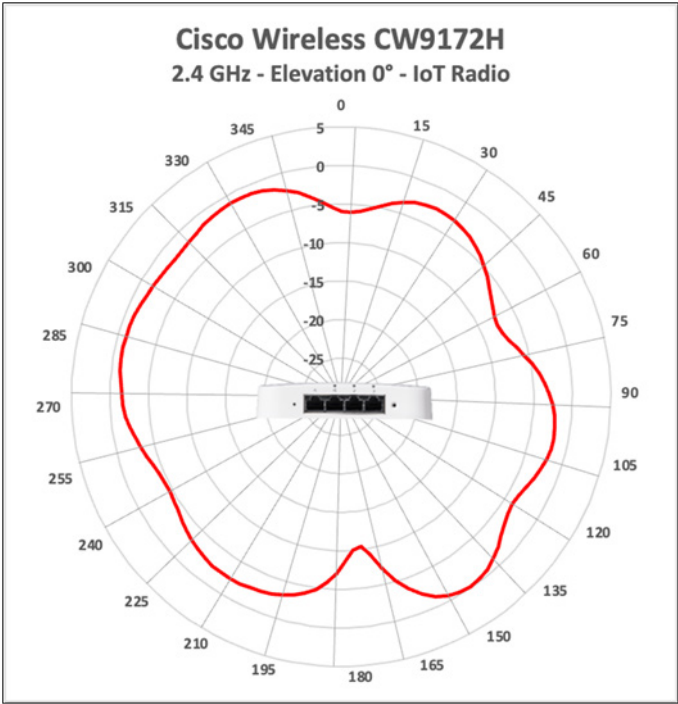


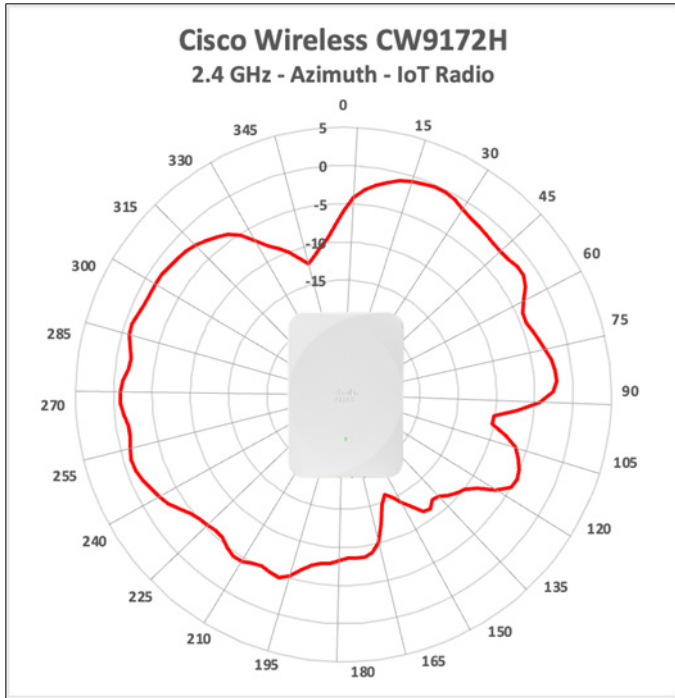






2.4GHz BLE Radio





Ordering information

The Cisco Wireless 9172 Series Access Points are available. To order, please visit the Cisco Ordering home page or the Cisco Wireless Ordering Guide.

For additional product numbers, please check the Cisco Wi-Fi 7 products price list or contact your local Cisco account representative.

Warranty information

The Cisco Wireless 9172 Series Access Points come with a limited lifetime warranty that provides full warranty coverage of the hardware for as long as the original end user continues to own or use the product. The warranty includes 5-day advance hardware replacement and helps ensure that software media are defect-free for 90 days. For more details, visit <https://www.cisco.com/go/warranty>.

Product sustainability

Cisco embeds sustainability into every stage of a product's life cycle, from manufacturing to end of use. Designed with consideration for Cisco's Circular Design Principles, our products feature both individual and portfolio-wide programs and innovations, including those that address efficient architecture design, power consumption, energy management, sustainable packaging, and takeback. These elements are pivotal in reducing operational costs, achieving net-zero targets, and meeting other sustainability-related objectives.

Information about Cisco's environmental, social and governance (ESG) initiatives and performance is available in Cisco's CSR and sustainability [reporting](#).

Table 3. Cisco product sustainability information

Sustainability Topic		Reference
Power	Power Consumption Table	Typical and Idle Power Consumption of Standalone Access Points Table 2 Product Specifications – Power Consumption
	Energy Management Dashboard	The Catalyst Center Dashboard offers comprehensive energy management capabilities, allowing users to monitor power usage, energy mix, costs, and CO2e emissions and optimize energy consumption in real-time. Catalyst Center Release Notes
Energy Management	AP Power Save Mode	AP power save allows user to disable certain features to reduce power consumption during off-business hours or redistribute power to important features in degraded PoE mode. AP Power Save Configuration Guide
	Port Scheduling	Port schedules allow user to turn off PoE power to access points on a custom schedule to reduce power consumption during off-business hours. Meraki Port Schedules
	Hardware Modularity	AP bracket can be reused from legacy Cisco access points, reducing waste and simplifying upgrades.
Materials, Modularity, and Reuse	Efficient AP architecture	Replaces diodes with FETs (field-effect transistors), reducing power loss.
	Cisco Takeback and Reuse	Program allows customers to return used equipment for responsible recycling and reuse. Takeback and Reuse
	Cisco Refresh	Program offers certified remanufactured products, providing cost-effective alternatives to new equipment. Cisco Refresh

Sustainability Topic		Reference
Packaging	Elimination of Single-use Plastic	Plastic bags for accessories replaced with paper packaging.
	Fiber-based Packaging	Foam is replaced with a recyclable fiber-based solution.
	Recycled Content	Corrugated materials contain recycled content.
	Accessory Opt-out	Customer can choose to opt out of the default accessories Cisco Wireless Access Point Ordering Guide
	Multipack	Multipack packaging option for Catalyst and Meraki customers. Reduces the amount of packaging, simplifying large deployments and reducing shipping weight, costs, and carbon footprint.
Regulatory Compliance	Environmental compliance	Information regarding Cisco compliance with applicable environmental laws and regulations is available at the “Environmental Compliance” section of Cisco’s Purpose Reporting Hub. Environmental Compliance
	Product Approvals Status (PAS)	Information regarding the certification status for given Cisco products in certain countries is available at Cisco’s self-service PAS (Product Approvals Status) database. PAS Database
	Product-Related Materials Compliance	Cisco’s position regarding relevant product-related materials legislation (e.g., Restriction of Hazardous Substances (RoHS); Registration, Evaluation, Authorization, and Restriction of Chemicals (REACH)) available. RoHS and REACH
	Waste Electrical and Electronic Equipment (WEEE), Battery and Packaging Compliance	Cisco’s position regarding relevant product-related recycling, battery and packaging legislation available. WEEE, Battery & Packaging
	Cisco Packaging Materials and Codes	Table provides packaging material identification for packaging used for Cisco products. Packaging Materials and Codes
General	Sustainability Inquiries	Contact this alias for questions and information related to Cisco’s general and product-specific sustainability initiatives. csr_inquiries@cisco.com
	Cisco Policies, Positions, and Guides	Links to select Cisco’s Environmental Sustainability policies, positions, and guides are provided in the “Policies, positions, and guides” section of Cisco’s Purpose Reporting Hub. Policies, Positions, and Guides
	Cisco Green Pay	An overview of Cisco Green Pay, a financing program aimed at promoting more sustainable technology adoption by providing flexible payment options. Green Pay

Cisco and partner services

With Cisco Services, you can achieve infrastructure excellence faster with less risk. From an initial WLAN readiness assessment to implementation, full solution support, and in-depth training, our services for the Cisco Wireless 9172 Series provide expert guidance to help you successfully plan, deploy, manage, and support your new access points. With unmatched networking expertise, best practices, and innovative tools, Cisco Services can help you reduce overall upgrade, refresh, and migration costs as you introduce new hardware, software, and protocols into the network. With a comprehensive lifecycle of services, Cisco experts will help you minimize disruption and improve operational efficiency to extract maximum value from your Cisco infrastructure. For more information, please visit <http://www.cisco.com/go/services>.

Cisco Capital

Flexible payment solutions to help you achieve your objectives

Cisco Capital makes it easier to get the right technology to achieve your objectives, enable business transformation and help you stay competitive. We can help you reduce the total cost of ownership, conserve capital, and accelerate growth. In more than 100 countries, our flexible payment solutions can help you acquire hardware, software, services and complementary third-party equipment in easy, predictable payments. [Learn more](#).

Americas Headquarters
Cisco Systems, Inc.
San Jose, CA

Asia Pacific Headquarters
Cisco Systems (USA) Pte. Ltd.
Singapore

Europe Headquarters
Cisco Systems International BV Amsterdam,
The Netherlands

Cisco has more than 200 offices worldwide. Addresses, phone numbers, and fax numbers are listed on the Cisco Website at <https://www.cisco.com/go/offices>.

Cisco and the Cisco logo are trademarks or registered trademarks of Cisco and/or its affiliates in the U.S. and other countries. To view a list of Cisco trademarks, go to this URL: <https://www.cisco.com/go/trademarks>. Third-party trademarks mentioned are the property of their respective owners. The use of the word partner does not imply a partnership relationship between Cisco and any other company. (1110R)