


# Product Environmental Profile

## Smart-UPS Li-Ion Replacement Battery Cartridge (RBC)





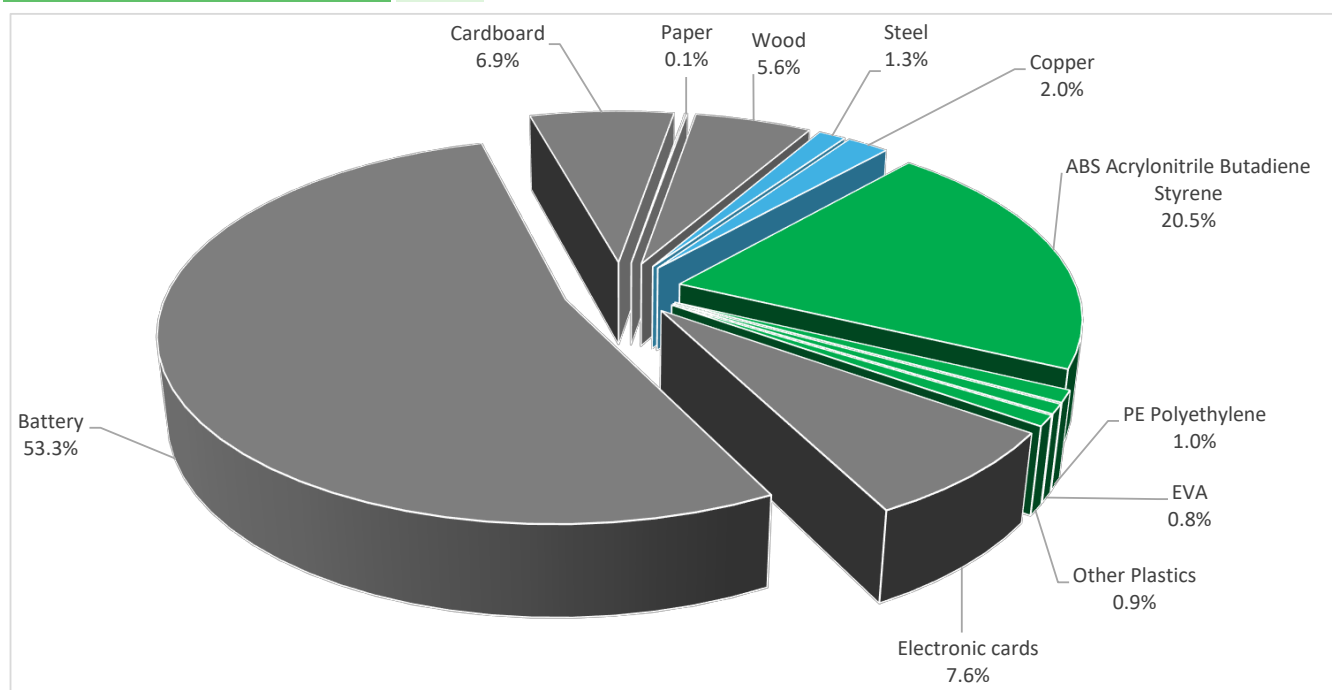
## General information

<b>Representative product</b>	Smart-UPS Li-Ion Replacement Battery Cartridge (RBC) - 911-9017
<b>Description of the product</b>	The Li-Ion Replacement Battery Cartridge (RBC) is the replacement battery pack for the Smart-UPS series for servers, voice / data networks, medical labs, and light industrial applications.
<b>Description of the range</b>	911-9017, 911-0018, 911-0019, 911-7010
<b>Functional unit</b>	Provision of 240 Battery Volt-Amp-Hours of power protection during 5 years of operation.



## Constituent materials

<b>Reference product mass</b>	4594 g including the product, its packaging and additional elements and accessories
-------------------------------	---



Plastics	23.2%
Metals	3.3%
Others	73.5%



## Substance assessment

Products of this range are designed in conformity with the requirements of the RoHS directive", (European Directive 2011/65/EU of 8 June 2011 and EU Directive 2015/863) and do not contain, or only contain in the authorised proportions", lead, mercury, cadmium, hexavalent chromium, flame retardants (polybrominated biphenyls", - PBB, polybrominated diphenyl ethers - PBDE) or phthalates (Bis(2-ethylhexyl) phthalate (DEHP), Butyl benzyl phthalate (BBP), Dibutyl phthalate (DBP), Diisobutyl phthalate (DIBP)) as mentioned in the Directives.

The battery pack(s) within this product range are designed to conform with the requirements of the Battery and Accumulator Directive (European Directive 2006/66/EC of 26 September 2006) and do not contain, or only contain in authorized proportions, the regulated substances lead (Pb), mercury (Hg) and cadmium (Cd) as mentioned in the Directive. Additionally, the lithium ion battery pack contained within this product has been tested in accordance with UN38.3 and a UN38.3.5 Test Summary Report is available.

Details of ROHS and REACH substances information are available on the Schneider-Electric Green Premium website

<http://www2.schneider-electric.com/sites/corporate/en/products-services/green-premium/green-premium.page>

## Additional environmental information

The Smart-UPS Li-Ion Replacement Battery Cartridge (RBC) presents the following relevant environmental aspects

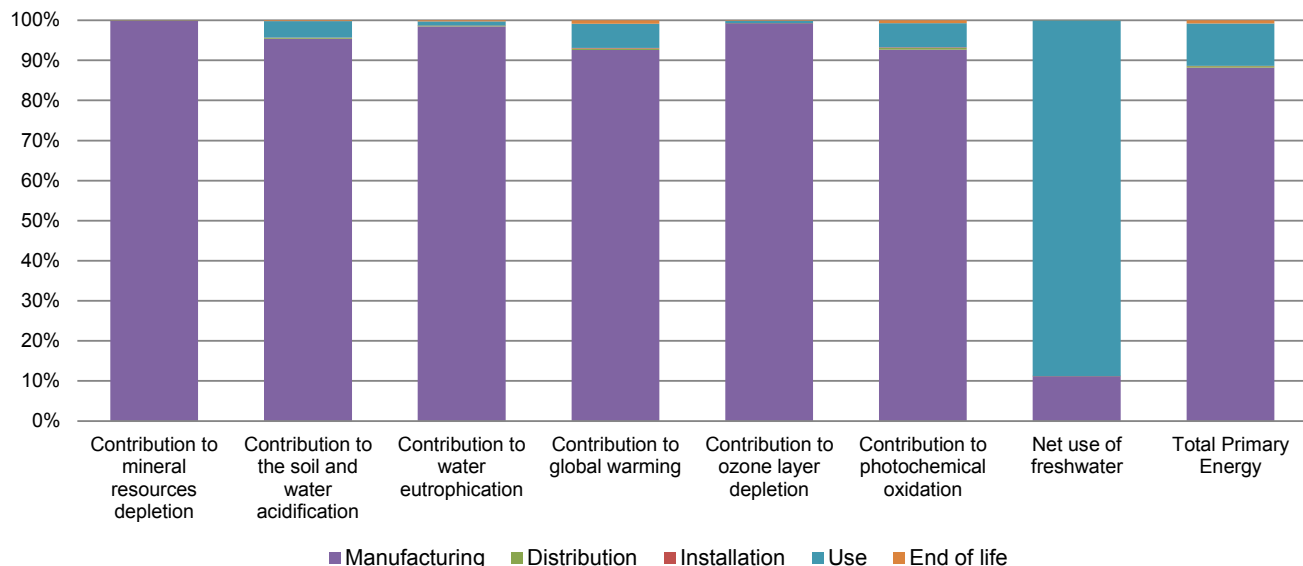
<b>Manufacturing</b>	Manufactured at a Schneider Electric production site ISO14001 certified
<b>Distribution</b>	Weight and volume of the packaging optimized, based on the European Union's packaging directive Packaging weight is 652.2 g, consisting of cardboard (48%), wood (39%), plastic (12%), paper (1%) Product distribution optimised by setting up local distribution centres
<b>Installation</b>	The Smart-UPS Li-Ion RBC does not require any special installation materials or operations.
<b>Use</b>	The product does not require special maintenance operations.
<b>End of life</b>	End of life optimized to decrease the amount of waste and allow recovery of the product components and materials  This product contains Li-Ion batteries (2416g), Printed Circuit Boards >10cm <sup>2</sup> (342g) that should be separated from the stream of waste so as to optimize end-of-life treatment.  The location of these components and other recommendations are given in the End of Life Instruction document which is available on the Schneider-Electric Green Premium website  <a href="http://www2.schneider-electric.com/sites/corporate/en/products-services/green-premium/green-premium.page">http://www2.schneider-electric.com/sites/corporate/en/products-services/green-premium/green-premium.page</a>  Recyclability potential: <b>33%</b> Based on "ECO'DEEE recyclability and recoverability calculation method" (version V1, 20 Sep. 2008 presented to the French Agency for Environment and Energy Management: ADEME).

## Environmental impacts

<b>Reference life time</b>	5 years			
<b>Installation elements</b>	Transport and disposal of packaging are accounted for during installation. No special installation components needed.			
<b>Use scenario</b>	Weighted average loss of 0.52W.			
<b>Geographical representativeness</b>	Europe			
<b>Technological representativeness</b>	The means of material production, processing and transport modeled are representative of the technologies used in production.			
<b>Energy model used</b>	<b>Manufacturing</b>	<b>Installation</b>	<b>Use</b>	<b>End of life</b>
	Energy model used: EU-27, CN, BR, US, SG	Electricity grid mix; AC; consumption mix, at consumer; < 1kV; EU-27	Electricity grid mix; AC; consumption mix, at consumer; < 1kV; EU-27	Electricity grid mix; AC; consumption mix, at consumer; < 1kV; EU-27

Compulsory indicators		Smart-UPS Li-Ion Replacement Battery Cartridge (RBC) - 911-9017					
Impact indicators	Unit	Total	Manufacturing	Distribution	Installation	Use	End of Life
Contribution to mineral resources depletion	kg Sb eq	4.43E-02	4.43E-02	0*	0*	0*	0*
Contribution to the soil and water acidification	kg SO <sub>2</sub> eq	1.13E+00	1.08E+00	2.71E-03	2.41E-04	4.65E-02	2.76E-03
Contribution to water eutrophication	kg PO <sub>4</sub> <sup>3-</sup> eq	2.78E-01	2.74E-01	6.23E-04	1.16E-04	2.81E-03	8.07E-04
Contribution to global warming	kg CO <sub>2</sub> eq	1.86E+02	1.72E+02	5.93E-01	2.94E-01	1.12E+01	1.67E+00
Contribution to ozone layer depletion	kg CFC11 eq	1.20E-04	1.19E-04	0*	0*	7.27E-07	1.77E-07
Contribution to photochemical oxidation	kg C <sub>2</sub> H <sub>4</sub> eq	4.27E-02	3.96E-02	1.93E-04	6.98E-05	2.56E-03	3.23E-04
<b>Resources use</b>	<b>Unit</b>	<b>Total</b>	<b>Manufacturing</b>	<b>Distribution</b>	<b>Installation</b>	<b>Use</b>	<b>End of Life</b>
Net use of freshwater	m <sup>3</sup>	4.56E+01	5.10E+00	0*	0*	4.05E+01	0*

Total Primary Energy	MJ	2.11E+03	1.86E+03	8.38E+00	6.04E-01	2.23E+02	1.70E+01
----------------------	----	----------	----------	----------	----------	----------	----------



Optional indicators		Smart-UPS Li-Ion Replacement Battery Cartridge (RBC) - 911-9017					
Impact indicators	Unit	Total	Manufacturing	Distribution	Installation	Use	End of Life
Contribution to fossil resources depletion	MJ	1.41E+03	1.26E+03	8.33E+00	5.69E-01	1.27E+02	1.19E+01
Contribution to air pollution	m <sup>3</sup>	1.61E+04	1.54E+04	2.52E+01	7.89E+00	4.80E+02	1.69E+02
Contribution to water pollution	m <sup>3</sup>	2.06E+04	2.00E+04	9.75E+01	6.44E+00	4.60E+02	1.07E+02
Resources use	Unit	Total	Manufacturing	Distribution	Installation	Use	End of Life
Use of secondary material	kg	1.55E-02	1.55E-02	0*	0*	0*	0*
Total use of renewable primary energy resources	MJ	1.16E+02	8.80E+01	0*	0*	2.83E+01	1.42E-02
Total use of non-renewable primary energy resources	MJ	1.99E+03	1.77E+03	8.37E+00	5.96E-01	1.95E+02	1.70E+01
Use of renewable primary energy excluding renewable primary energy used as raw material	MJ	1.05E+02	7.64E+01	1.12E-02	0*	2.83E+01	1.42E-02
Use of renewable primary energy resources used as raw material	MJ	1.16E+01	1.16E+01	0*	0*	0*	0*
Use of non renewable primary energy excluding non renewable primary energy used as raw material	MJ	1.93E+03	1.71E+03	8.37E+00	5.96E-01	1.95E+02	1.70E+01
Use of non renewable primary energy resources used as raw material	MJ	6.23E+01	6.23E+01	0*	0*	0*	0*
Use of non renewable secondary fuels	MJ	0.00E+00	0*	0*	0*	0*	0*
Use of renewable secondary fuels	MJ	0.00E+00	0*	0*	0*	0*	0*
Waste categories	Unit	Total	Manufacturing	Distribution	Installation	Use	End of Life
Hazardous waste disposed	kg	1.05E+03	1.04E+03	0*	0*	0*	9.29E+00
Non hazardous waste disposed	kg	2.40E+02	1.97E+02	0*	2.69E-01	4.16E+01	4.08E-01
Radioactive waste disposed	kg	1.69E-01	1.41E-01	0*	0*	2.78E-02	1.15E-04
Other environmental information	Unit	Total	Manufacturing	Distribution	Installation	Use	End of Life
Materials for recycling	kg	1.86E+00	1.61E-01	0*	4.12E-01	0*	1.28E+00
Components for reuse	kg	0.00E+00	0*	0*	0*	0*	0*
Materials for energy recovery	kg	1.96E-01	0*	0*	0*	0*	1.96E-01
Exported Energy	MJ	1.75E-01	1.64E-02	0*	1.58E-01	0*	0*

\* represents less than 0.01% of the total life cycle of the reference flow

Life cycle assessment performed with EIME version EIME v5.8.1, database version 2018-11 in compliance with ISO14044.

The manufacturing phase is the life cycle phase which has the greatest impact on the majority of environmental indicators (based on compulsory indicators).

According to this environmental analysis, proportionality rules may be used to evaluate the impacts of other products of this range.

The environmental indicators of other products in this family may be proportionally extrapolated, by life cycle phase, based on the ratio of the amount of a key parameter of the product, over the amount of that key parameter within the reference product. Proportionality rules are based on the following key parameters for impacts by lifecycle phase: Manufacturing phase impacts - mass of the product (excluding packaging). Distribution phase impacts - total mass of product (including packaging). Installation phase impacts - mass of packaging. Use phase impacts - product lifetime energy consumption. End of Life impacts - the product mass (excluding packaging).

*Please note that the values given above are only valid within the context specified and cannot be used directly to draw up the environmental assessment of an installation.*

<i>Registration number :</i>		<i>Drafting rules</i>	PCR-ed3-EN-2015 04 02
<i>Verifier accreditation N°</i>	VH08	<i>Information and reference documents</i>	<i>Validity period</i>
<i>Date of issue</i>	04/2019		
<i>Independent verification of the declaration and data, in compliance with ISO 14025 : 2010</i>			
<i>Internal</i>	X	<i>External</i>	
<i>The PCR review was conducted by a panel of experts chaired by Philippe Osset (SOLINNEN)</i>			
<i>PEP are compliant with XP C08-100-1 :2014</i>			
<i>The elements of the present PEP cannot be compared with elements from another program.</i>			
<i>Document in compliance with ISO 14025 : 2010 « Environmental labels and declarations. Type III environmental declarations »</i>			

Schneider Electric Industries SAS

Country Customer Care Center  
<http://www.schneider-electric.com/contact>

35, rue Joseph Monier  
 CS 30323  
 F- 92506 Rueil Malmaison Cedex  
 RCS Nanterre 954 503 439  
 Capital social 896 313 776 €

[www.schneider-electric.com](http://www.schneider-electric.com)